

SENATOR

**FREEFLEX
MESH**

FREEFLEX MESH



I LIKE THE WAY YOU MOVE

The new Freeflex Mesh task chair delivers fantastic comfort with simple elegant styling. The chair's ergonomic design and contoured mesh back allows heat to ventilate away from the spine, making it particularly suitable when postural support is required for long periods of time.

Freeflex Mesh provides a clever and adaptable solution to support the user's movements in their working environment.

Flexibility is central to the design of Freeflex Mesh, giving the user the freedom to make simple adjustments; to their seat height, seat depth to achieve ultimate comfort.

In designing Freeflex Mesh, special attention was paid to the user's natural pivot points, where they flex and where they don't. This inspired the development of a dynamic weight balancing tilting action that intuitively encourages movement, while providing great support.

DIMENSIONS

OH-Overall Height OD-Overall Depth OW-Overall Width AH-Arm Height BH-Back Height SH-Seat Height SW-Seat Width SD-Seat Depth



FREEFLEX MESH

STANDARD FEATURES (*Selected models only)

- 2.5" hard wheel casters*
- Stool height variation*
- Weight controlled synchronized mechanism with travel limitation in four steps, including locking upright*
- 2.4" seat depth adjustment*
- 3D self supporting mesh back
- Width and height adjustable arms*
- Adjustable lumbar support

OPTIONAL FEATURES

- 2.5" soft wheel casters
 - Two-tone upholstery
 - Gas lift color options
 - Choice of finish options available
- * Click to see finishes page

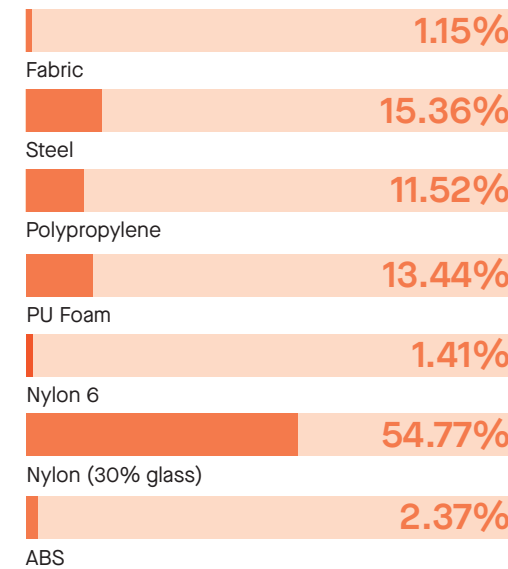
PERFORMANCE STANDARDS

- ANSI/BIFMA x 5.1 x2011
- SCS-EC10.3-2014 v. 4.0 Indoor Advantage Gold




MATERIAL CONTENT

Components are constructed of the following



RECYCLED CONTENT

Contains up to 8.00% of Recycled Material



RECYCLABILITY

The range is 99% recyclable

99%

Environmental information for this range has been based on FLX740HA. For more detail please refer to individual EPA sheets.

DESIGN

Justus Kolberg



Justus Kolberg has been running his own design studio in Hamburg since 1997 after completing his studies in industrial design at the Muthesius Academy of Fine Arts and Design in Kiel in 1990.

Justus has received numerous honors including the IF Hannover Product Design Award, the Red Dot Design Centrum NRW, the IDEA-Gold Industrial Design Excellence Award and the Japanese Good Design Award.

FREEFLEX MESH

BODY BALANCE TILT

- Features an intelligent recline mechanism that automatically adjusts to provide the correct level of support through the full range of its 22° recline motion with a ratio of 3:1.
- This mechanism incorporates a tilt travel limiter with three preset ranges of movement: - 5°, 12°, 22° of recline as well as the ability to lock in an upright position. The geometry of the mechanism truly balances to the individual user and ensures secure stable sitting while maintaining the correct orientation to the desk and VDT.
- The mechanism utilizes a single control for both seat height adjustment and for selecting the range of recline or upright lock. Seat depth adjustment is incorporated as standard. All controls and adjustments can be easily accessed from the seated position.



AT A GLANCE

1. 3D self supporting mesh back
2. Multi-adjustable arms
3. Weight controlled synchronized mechanism with adjustable tension and travel limitation in four steps, including locking upright
4. Dark Gray components with Black or Light Gray back and arms



GOOD TO KNOW
A stool height variation of Freeflex Mesh is available.

Please note: Features are model dependent, please refer to price list pages when specifying




WANT TO KNOW MORE?

Our literature is available to download from our resource section on our website. For training notes, you can contact usmarketing@thesenatorgroup.com or call +1 (419) 887 5806

A full range overview and the following resources are available on each product page of our website.

For quick inspiration and all the latest news, follow us on social @senator_social.



Specification Sheet



Symbols



Environmental Data



Images (High Res)


thesenatorgroup.com

FREEFLEX MESH

FINISH OPTIONS

- 5 star base available in Graphite plastic or Polished Aluminum
- Plastic components available in Graphite with Black or Light Gray back and arms
- Freeflex Mesh can be upholstered in a broad range of contract upholstery fabrics, vinyls and leathers from The Senator Group standard upholstery collection

MESH COLORS




COMPONENT FINISH




ARM / BACK FINISHES



BASE FINISHES



GAS LIFT FINISHES



Color images above are for reference only. Please verify with actual color sample.

FREEFLEX MESH

● Standard feature
 □ Not available
 Optional feature

	FLX840 Task Chair No Arms	FLX840HA Task Chair Height/Width Adjustable Arms	FLX840D Stool No Arms	FLX840DHA Stool Height/Width Adjustable Arms
Weight	30lbs	33lbs	38lbs	40lbs
Plastic base in Graphite	●	●	●	●
2.5" hard wheel casters in Black	●	●	●	●
Glides in Black	□	□	●	●
Gas lift in Graphite	●	●	□	□
Stool height gas lift and adjustable foot ring	□	□	●	●
Components in Black	□	□	□	□
Components in Graphite with Black back	□	●	□	●
Weight controlled synchronized mechanism with travel limitation in 4 steps	●	●	□	□
Limited recline function	□	□	●	●
3D self supporting mesh back	●	●	●	●
Height and width adjustable arms in Black	□	●	□	●
2.4" seat depth adjustment	●	●	□	□
Molded seat	●	●	●	●
Components available in Graphite with Light Gray back	+ \$0	□	+ \$0	□
Base available in Polished Aluminum	+ \$95	+ \$95	+ \$95	+ \$95
Gas lift available in Brushed Steel	+ \$48	+ \$48	□	□
2.5" soft wheel casters available in Black	+ \$45	+ \$45	+ \$45	+ \$45
Self supporting mesh back available in Black, Gray, Snow, Burnt Orange, Fresh Apple, or Soft Cyan	+ \$0	+ \$0	+ \$0	+ \$0
Components available in Graphite with Light Gray back and arms	□	+ \$0	□	+ \$0

* Click here to see available Finishes.
 * Click here to see available Fabrics.

Ships Semi-KD = Knock Down (Needs some assembly)

Freeflex Mesh Caster Options

Soft caster options are an upcharge of \$45 per chair

- 2.5" twin soft wheel casters for hard floors.

Stool height variations are available with plastic glides as an option



Hard wheel (standard)



Soft wheel



Plastic glides

FREEFLEX MESH

Fabric Grade		0	1	2	3	4	5	6	7	8	9	A	B	COM	COL
FLX840 • Task chair, • No arms • Graphite components • Contrasting mesh side panels	-	998	1,014	1,030	1,148	1,070	1,091	1,114	1,137	1,181	1,264	1,181	1,347	1,014	1,048
														1 yds	21 sq ft.
FLX840HA • Task chair with height and width adjustable arms • Graphite components • Contrasting mesh side panels	-	1,120	1,136	1,152	1,170	1,192	1,213	1,236	1,259	1,303	1,386	1,303	1,469	1,136	1,170
														1 yds	21 sq ft.
FLX840D • Stool • No arms • Graphite components • Contrasting mesh side panels	-	1,169	1,184	1,200	1,218	1,240	1,262	1,283	1,307	1,350	1,434	1,350	1,518	1,184	1,218
														1 yds	21 sq ft.
FLX840DHA • Stool with height and width adjustable arms • Graphite components • Contrasting mesh side panels	-	1,290	1,305	1,321	1,339	1,361	1,383	1,404	1,428	1,471	1,555	1,471	1,639	1,305	1,339
														1 yds	21 sq ft.

A, B = Leather

COM = Customers own Material (yds)

COL = Customers own Leather (sq ft.)

All prices listed in US \$



To specify your chair...

1. Check the Standard Features and Finishes and select the Model you require
2. Select the Fabric Grade for the fabric you are using, this will give you the basic price per chair
3. Select any Optional Extras or Alternative Finishes you require and add on any extra costs as shown per chair
4. You now have the total cost and specification for Your Chair

When ordering, please ensure that you send us all this information, so we can correctly fulfil your requirements.