

Auto-adaptive comfort

FreeFlow is not just another Office Chair that does more by adding more, more complex functionality, more parts, more weight, more carbon. Freeflow does the opposite, more with less. Better but easier. User-friendly not complicated.

OVERVIEW



FRF740-US



FRF740A-US



FRF740MF-US



Volker Eysing

Volker Eysing, born in Westphalian Muensterland, is an industrial designer from Kiel, Germany. After finishing his studies at the college for further education of Art and Design in Muenster he completed his apprenticeship as a carpenter, followed by his studies of industrial / constructive design under the guidance of Prof. Dieter Zi"er at the Muthesius Kunsthochschule, Kiel. Opening his office in 2004, he has since won numerous awards for his clear design aesthetic that is intelligent, and above all, simple to understand.

CERTIFICATION

Standard Features

(*Selected Models Only)

- Technical knit fabric back
- Over molded PU foam back
- Complementary seat fabric
- Moulded PU foam seat
- Synchronized mechanism with auto-adaptive adjustment
- Intergrated flexible back
- 2.4" seat depth adjustment
- Fixed arms with PU inlay pad*
- Height adjustable arms with multi-functional arm pads*
- Gas lift

- 5 Star Plastic base
- 2.5" hard wheel casters

Optional Features

(*Selected Models Only)

- Casters for hard and soft floor coverings
- Choice of finish options available

FINISHES

Options

- Plastic components available in Black or Light Gray (mechansim, back, arms, gas lift, 5 star base and wheel housing).
- Upholstered seat available in complementary woven fabric.
- Upholstered technical knit back available in Onyx, Pearl, Ochre, Pine, Umber, Cliffside and Charcoal.

Component Color



Black




Light Gray


Technical Knit Fabric Back




Onyx




Pearl




Ochre




Pine



Umber



Cliffside




Charcoal


Woven Fabric Seat (complementary)




Onyx




Pearl




Ochre




Pine



Umber



Cliffside

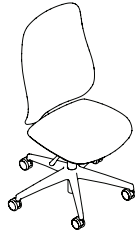


Charcoal

DIMENSIONS

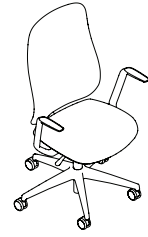
FRF740

Overall Height: 43-47.75"
Overall Width: 25.5"
Overall Depth: 25.5"
Seat Height: 17.25-22"
Seat Width: 19.75"
Seat Depth: 16.25-19"



FRF740A

Overall Height: 43-47.75"
Overall Width: 25.5"
Overall Depth: 25.5"
Seat Height: 17.25-22"
Seat Width: 19.75"
Seat Depth: 16.25-19"
Arm Height: 26.25-31"
Arm Width: 25.5"



FRF740MF

Overall Height: 43-47.75"
Overall Width: 25.5"
Overall Depth: 25.5"
Seat Height: 17.25-22"
Seat Width: 19.75"
Seat Depth: 16.25-19"
Arm Height: 24.75-29.5"
Arm Width: 25-29"



For Environmental Data please refer to Life-Cycle Assessment (LCA) Document.
This can be downloaded from the website or GroupPortal.