

**SENATOR**

**CHEMISTRY**

## CHEMISTRY FIXED HEIGHT

### STANDARD FEATURES

- 2" square Steel tube legs with seamless mitred corners
- 1/4" shadow gap between top and frame
- Universally sized Steel dual crossrails
- Adjustable leveling feet
- Scalloped cable access
- 1" TFL rectangular tops or 1" TFL 120° tops

### OPTIONAL FEATURES

- Rectangular desk end meeting tops
- Desk end storage
- Rectangular returns
- Universal screens
- Height adjustable blocks for fixed desk
- Modesty panels
- Hinged cable trays
- Single cable riser, mid leg cable riser, and double cable risers.

### OPTIONAL ACCESSORIES

- Monitor arms
- PU Desk accessories
- Desk top accessories
- CPU holders
- Electrical accessories

### SPECIFIABLE FEATURES

- In-line or back to back frames

### PERFORMANCE STANDARDS

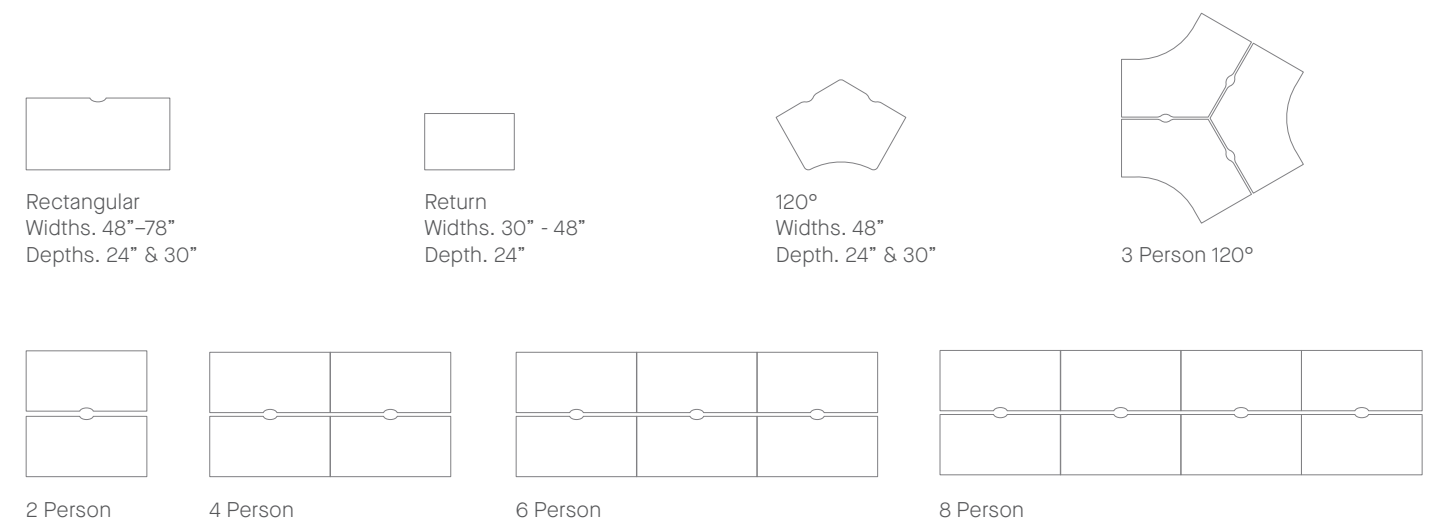
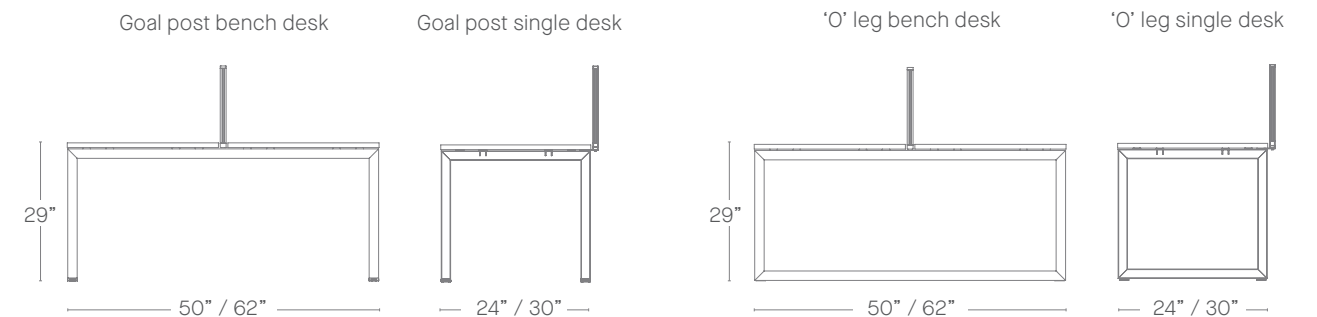
Designed to conform to and where applicable is tested to the following standards:

- BIFMA X5.5 x2014
- SCS-EC10.3-2014 v. 3.0 Indoor Advantage Gold

# CHEMISTRY FIXED HEIGHT

Chemistry is a range of workstations designed to facilitate flexibility and diversity demanded by modern working environments. Twin beam design provides the modular bench system with additional rigidity for a well-supported work surface. Chemistry Fixed Height workstations are ordered as starter or as add on desks, available in stand alone, in-line or back to back configurations with a choice of leg styles, either goal post or 'O' legs.

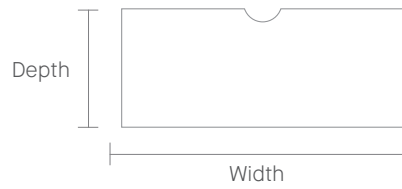
## DIMENSIONS



CHEMISTRY FIXED HEIGHT WITH GOAL POST LEG


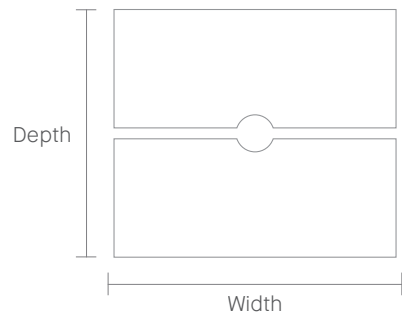
● Available  
□ Not available

Single Desk with Goal Post Leg  
24" & 30" depths



	48" W	54" W	60" W	66" W	72" W	78" W
24" D Starter	●	●	●	●	●	●
24" D Add on	●	●	●	●	●	●
30" D Starter	●	●	●	●	●	●
30" D Add on	●	●	●	●	●	●

Back to Back Bench with Goal Post Leg  
50" & 62" depths



	48" W	54" W	60" W	66" W	72" W	78" W
50" D Starter	●	●	●	●	●	●
50" D Add on	●	●	●	●	●	●
62" D Starter	●	●	●	●	●	●
62" D Add on	●	●	●	●	●	●

Desk Return with Goal Post Leg



	30" W	36" W	42" W	48" W
24" D	●	●	●	●

CHEMISTRY FIXED HEIGHT WITH GOAL POST LEG

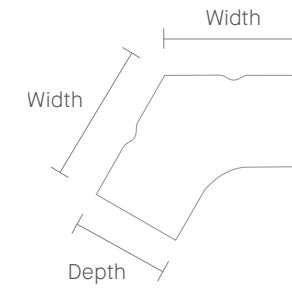
● Available  
□ Not available

Modesty Panel



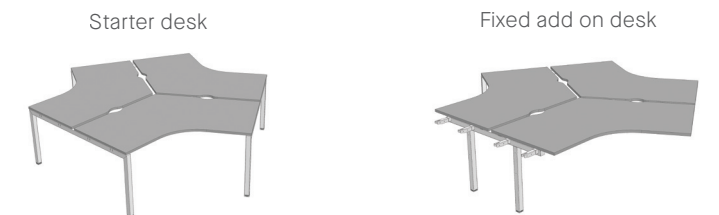
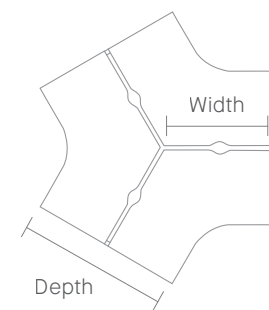
	48" W	54" W	60" W	66" W	72" W	78" W
Fixed (14.5" high)	●	●	●	●	●	●

120° Single Desk with Goal Post Leg



	48" W
24" D	●
30" D	●

120° 3 Person Cluster with Goal Post Leg


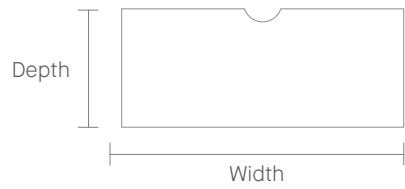


	48" W
50" D	●
62" D	●

CHEMISTRY FIXED HEIGHT WITH 'O' LEG


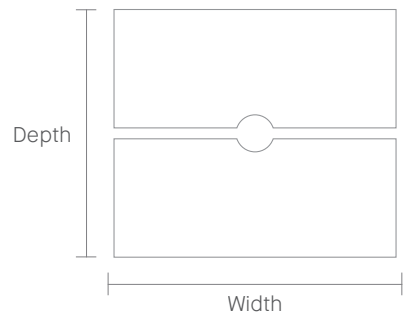
● Available  
□ Not available

Single Desk with 'O' Leg  
24" & 30" depths



	48" W	54" W	60" W	66" W	72" W	78" W
24" D Starter	●	●	●	●	●	●
24" D Add on	●	●	●	●	●	●
30" D Starter	●	●	●	●	●	●
30" D Add on	●	●	●	●	●	●

Back to Back Bench with 'O' Leg  
50" & 62" depths



	48" W	54" W	60" W	66" W	72" W	78" W
50" D Starter	●	●	●	●	●	●
50" D Add on	●	●	●	●	●	●
62" D Starter	●	●	●	●	●	●
62" D Add on	●	●	●	●	●	●

Desk Return with 'O' Leg




	30" W	36" W	42" W	48" W
24" D	●	●	●	●

CHEMISTRY FIXED HEIGHT WITH 'O' LEG

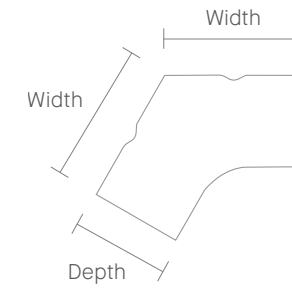
● Available  
□ Not available

Modesty Panel



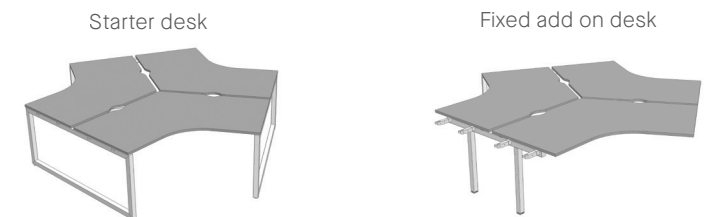
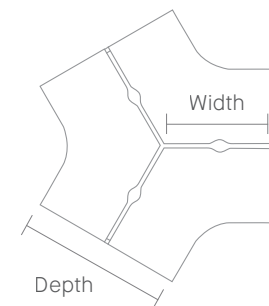
	48" W	54" W	60" W	66" W	72" W	78" W
Fixed (14.5" high)	●	●	●	●	●	●

120° Single Desk with 'O' Leg



	48" W
24" D	●
30" D	●

120° 3 Person Cluster with 'O' Leg



	48" W
50" D	●
62" D	●

## CHEMISTRY GOAL POST & 'O' LEG FIXED HEIGHT

● Available  
□ Not available

### Height Adjuster Blocks




Set of desk height adjustment blocks. Available in 1", 2" and 3".

1" H	2" H	3" H
●	●	●

### Cable Trays




Single cable tray



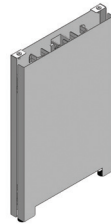
Double cable tray

39" W	48" W	54" W	60" W	66" W	72" W	78" W
●	●	●	●	●	●	●

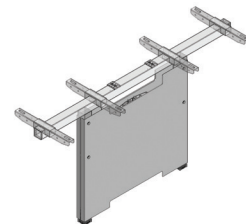
### Cable Risers



Single cable riser



Double cable riser

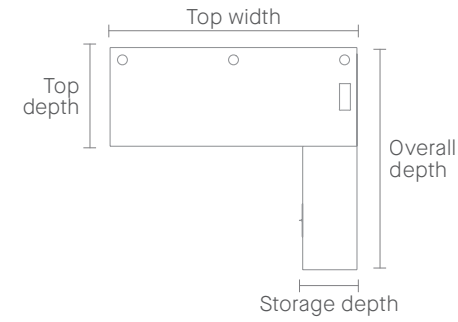


Mid leg cable riser


## CHEMISTRY GOAL POST & 'O' LEG FIXED HEIGHT

● Available  
□ Not available

### Executive Desk with Goal Post Leg



Top depth 30"  
Overall depth 74"



72" W

18" D Storage

24" D Storage

Top depth 30"  
Overall depth 74"



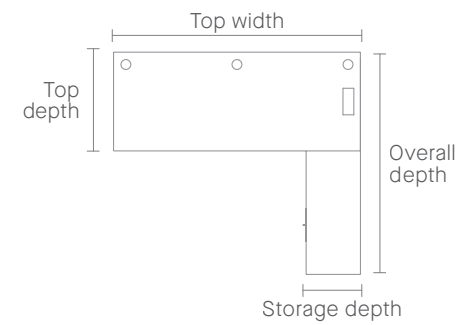
78" W

18" D Storage

24" D Storage

Comes complete with modesty panel, integrated cable management, and letter filing

### Executive Desk with 'O' Leg



Top depth 30"  
Overall depth 74"




72" W

18" D Storage

24" D Storage

Top depth 30"  
Overall depth 74"



78" W

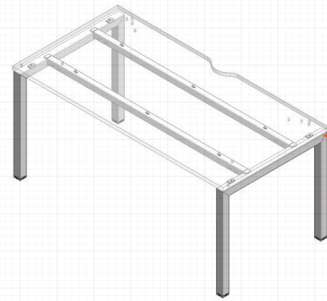
18" D Storage

24" D Storage

Comes complete with modesty panel, integrated cable management, and letter filing

## CHEMISTRY SINGLE FIXED HEIGHT DESK

### STARTER DESK

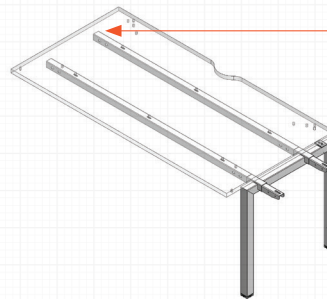


In-line benches are created by connecting an add on desk to a starter desk. You are able to link as many add on desks as necessary to complete your configuration.

#### End Leg

A starter desk is comprised of (2) end legs, (2) beams, (1) worksurface with scallop and all corresponding hardware and plastic components.

### ADD ON DESK



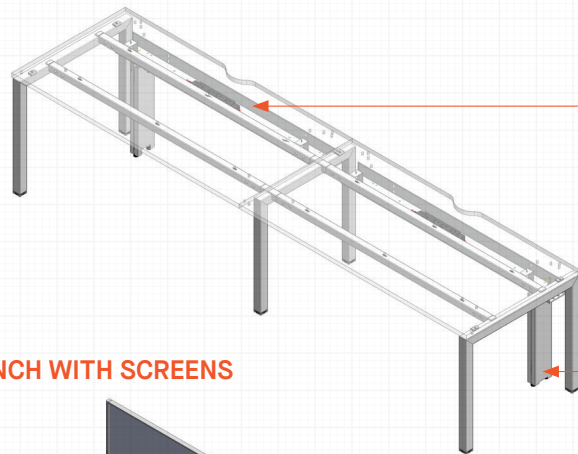
#### Beams

An add on desk is comprised of (1) mid leg, (2) beams, (1) worksurface with scallop and all corresponding hardware and plastic components.

#### Mid Leg

To link an add on desk to a starter desk (1) end leg from the starter desk is moved to the end of the run and the mid leg is placed in between.

### BENCH WITH CABLE MANAGEMENT



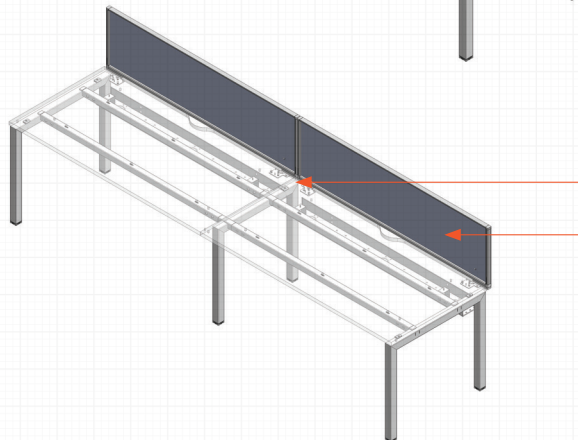
#### Cable Tray

Cable trays are available to manage power options. (1) single cable tray is needed per starter desk and every additional add on.

#### Single Cable Riser

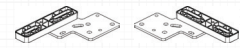
The single leg vertical riser is used to transport power cables from the ground to the cable tray. It is attached to the underside of the cable tray and can be positioned at either end for central desk or end desk fed power.

### BENCH WITH SCREENS



#### Desk Mounted Screens

Screens are available to separate desks to allow for more privacy. The screens are available with or without a frame.



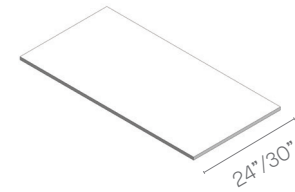
#### Single desk screen fixing bracket pack

Comprising of two brackets. To be used with framed desk mounted screens only.

Please note screen brackets required are CHF BKT1

### WORK SURFACES


On single benches one top is supplied per starter or add on desk.



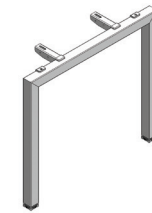
Chemistry tops are available in 24" or 30" depths and lengths of 48", 54", 60", 66", 72", and 78".

Tops are available in TFL with a scallop in the back for cable access.

TFL tops have a 2mm laser edge band all around.




### FRAMEWORK



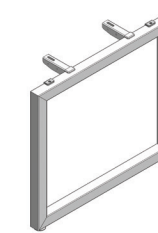
#### Goal Post End Legs

Single End Legs are 24" or 30" wide. Each end leg has spigots protruding from the frame to allow the beam to be bolted into place. Adjustable feet come standard.



#### Goal Post Leg Returns

Chemistry returns attach to the desk framework to add additional work space. They are available at a depth of 24" and at lengths of 30", 36", 42", and 48".



#### 'O' Leg End Legs

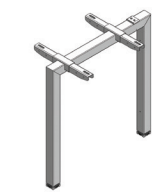
Single End Legs are 24" or 30" wide. Each end leg has spigots protruding from the frame to allow the beam to be bolted into place. Adjustable feet come standard.



#### 'O' Leg Returns

Chemistry returns attach to the desk framework to add additional work space. They are available at a depth of 24" and at lengths of 30", 36", 42", and 48".

### FRAMEWORK



#### Mid Legs


Mid legs are used to connect starter desks and add on desks. They have double sided spigots to attach beams to both sides. Adjustable feet come standard.



#### Beams

Beams are metal box tubes used to connect the legs together. They bolt at each end to the spigots and also through to the top. Beams come in lengths of 48", 54", 60", 66", 72", and 78".

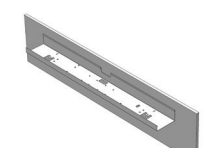
### SCREENS



Available to provide more privacy and hang accessories. The screens are attached at the back of the desk underneath the top.


Fabric, TFL, and acrylic screen options are available. Screens also come in desk end and fl or standing configurations.

### MODESTY PANEL



The Modesty Panel is a 3/4" thick TFL panel that is attached to the front framework to provide visual privacy below the work surface. The Modesty Panel comes complete with a cable tray for wire management and organization.

### CABLE MANAGEMENT



#### Cable Trays

Power blocks are bolted / screwed directly to the tray. Helps to improve safety and keep the under desk space tidy.



#### Single Cable Risers

Steel cable risers are used with cable trays and attached to either end of the tray. Allows power cables to be taken neatly up from the fl or

### CHEMISTRY EXECUTIVE DESKING – STORAGE



18" deep storage unit comes complete with 1x personal drawer, 1x filing drawer and open storage with shelves.



24" deep storage unit comes complete with 1x personal drawer, 1x filing drawer, open storage with shelves and a cubby for desktop computers with port hole access.



Filing drawer comes complete with filing cradle to support letter filing

## CHEMISTRY BACK TO BACK FIXED HEIGHT BENCH

### STARTER DESK

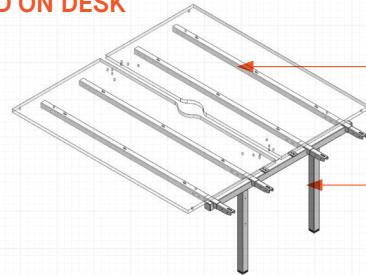


Back to back benches are created by connecting an add on desk to a starter desk. You are able to link as many add on desks as necessary to complete your configuration.

#### End Leg

A starter desk is comprised of (2) end legs, (4) beams, (2) work surfaces with scallops and all corresponding hardware and plastic components.

### ADD ON DESK



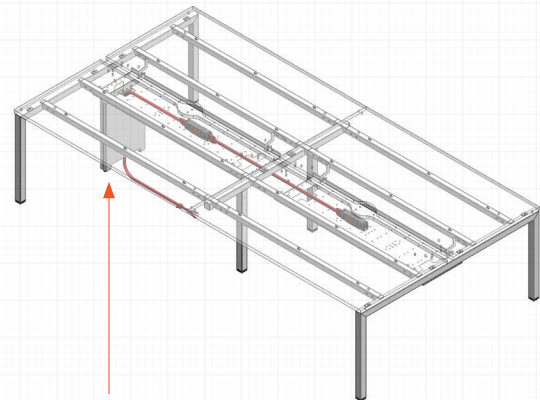
#### Beams

An add on desk is comprised of (1) mid leg, (4) beams, (2) work surfaces with scallop and all corresponding hardware and plastic components.

#### Mid Leg

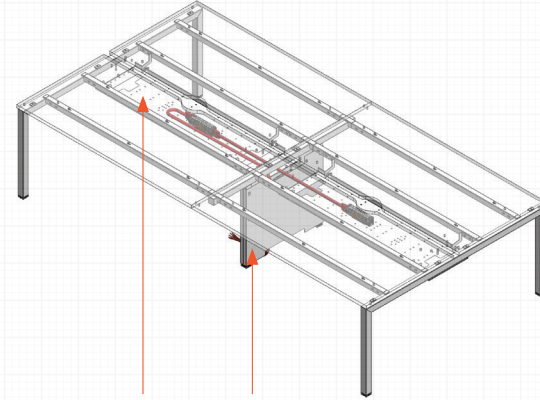
To link an add on desk to a starter desk (1) end leg from the starter desk is moved to the end of the run and the mid leg is placed in between.

### BENCH WITH CABLE MANAGEMENT



#### Double Cable Riser

The end leg vertical riser is used when power is fed from the end of the desk. The riser is bolted to the underside of the double cable tray.



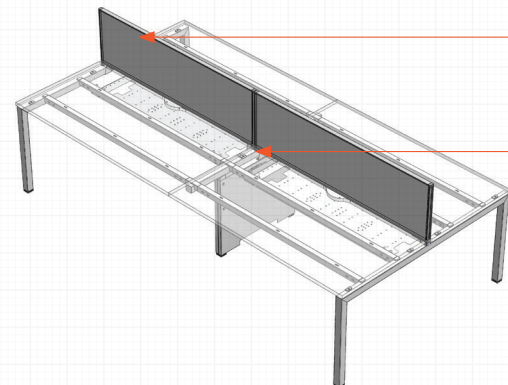
#### Cable Tray

Cable trays are available to manage power options. (1) double sided cable tray is needed per starter desk and every additional add on desk.

#### Mid Leg Riser

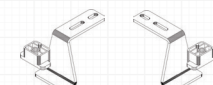
The mid leg cable riser is used when power is fed from the center of the desk. The riser attaches around the mid leg and hooks in place.

### BENCH WITH SCREENS



#### Desk Mounted Screens

Screens are available to separate desks to allow for more privacy. The screens are available with or without a frame.



#### Back to back bench screen fixing bracket pack

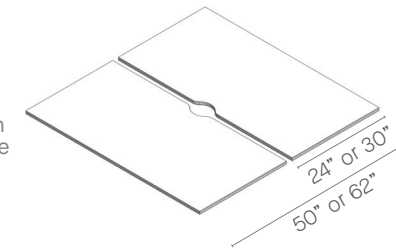
Comprising of two brackets. To be used with framed desk mounted screens only.

Please note screen brackets required are CHFBKT2

### WORK SURFACES

On back to back benches two tops are supplied.

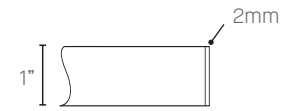
Back to back configurations will result in 50"/62" overall depths due to the 2" central gap for cable access.



Chemistry tops are available in 24" or 30" depths and lengths of 48", 54", 60", 66", 72", and 78".

Tops are available in TFL with a scallop in the back for cable access.

TFL tops have a 2mm laser edge band all around.

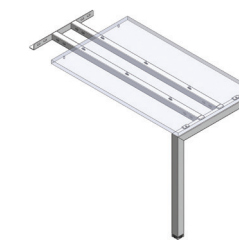


### FRAMEWORK



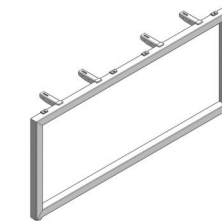
#### Goal Post End Legs

End Legs are 50" or 62" wide. Each End Leg has spigots protruding from the frame to allow the beams to be bolted into place. Adjustable feet come standard.




#### Chemistry Goal Post Leg Returns

Chemistry returns attach to the desk framework to add additional work space. They are available at a depth of 24" and at lengths of 30", 36", 42", and 48".



#### 'O' Leg End Legs


End Legs are 50" or 62" wide. Each End Leg has spigots protruding from the frame to allow the beams to be bolted into place. Adjustable feet come standard.



#### 'O' Leg Returns


Chemistry returns attach to the desk framework to add additional work space. They are available at a depth of 24" and at lengths of 30", 36", 42", and 48".

### FRAMEWORK



#### Mid Legs


Mid legs are used to connect starter desks and add on desks. They have double sided spigots to attach beams to both sides and come with adjustable feet as standard.



#### Beams

Beams are metal box tubes used to connect the legs together. They bolt at each end to the spigots and also through to the top. Beams come in lengths of 48", 54", 60", 66", 72", and 78".

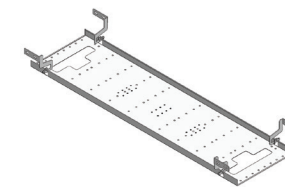
### SCREENS



Available to provide more privacy and hang accessories. The screens are attached at the back of the desk underneath the top.

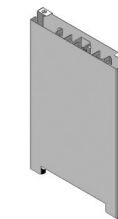
Fabric, TFL, glass, and acrylic screen options are available. Screens also come in desk end and fl or standing configurations.

### CABLE MANAGEMENT



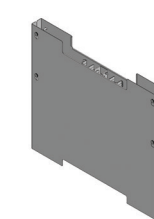
#### Double Cable Trays

Cable trays hang between the beams of the desk on brackets. These allow for the power blocks to be attached directly to the cable tray and house the loose cables.



#### Double Cable Risers

End leg cable risers are used with cable trays and attached to the end of the tray. Allows power cables to be taken neatly up from the fl or.

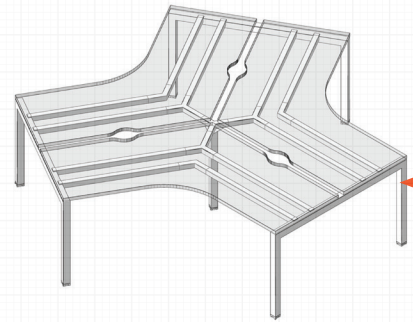
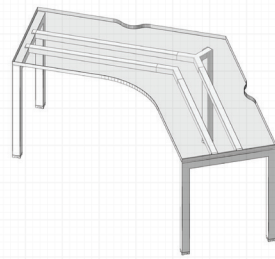


#### Double Cable Risers

When a mid leg is used an optional mid leg cable riser is available to transfer cables up to the center of the bench. This is clamped around each side of the mid leg to hide all cables inside.

## CHEMISTRY 120° FIXED HEIGHT

### STARTER DESK



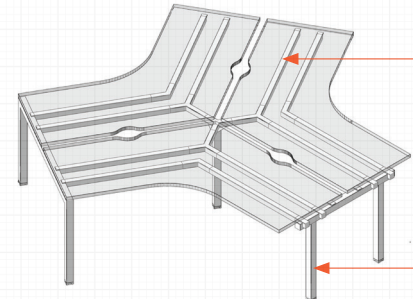
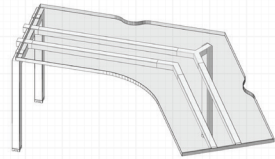
Both single desks and back to back benches are created by connecting an add on desk to a starter desk. You are able to link as many add on desks as necessary to complete your configuration.

#### End Leg

Single starter desks are comprised of (2) end legs, (1) post leg, (4) beams, (1) work surface with scallops, and all corresponding hardware and plastic components.

Back to back starter desks are comprised of (3) end legs, (1) post leg, (12) beams, (3) work surface with scallops, and all corresponding hardware and plastic components.

### ADD ON DESK



#### Beams

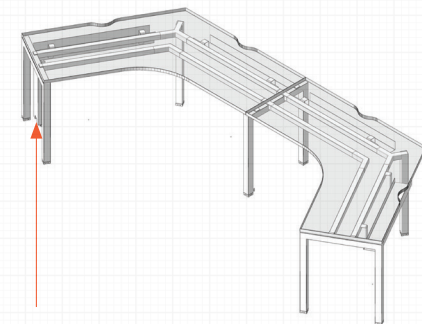
Single add on desks are comprised of (1) mid leg, (1) post leg, (4) beams, (1) work surface with scallops and all corresponding hardware and plastic components.

Back to back add on desks are comprised of (1) mid leg, (1) end leg, (1) post leg, (12) beams, (3) work surfaces with scallops and all corresponding hardware and plastic components.

#### Mid Leg

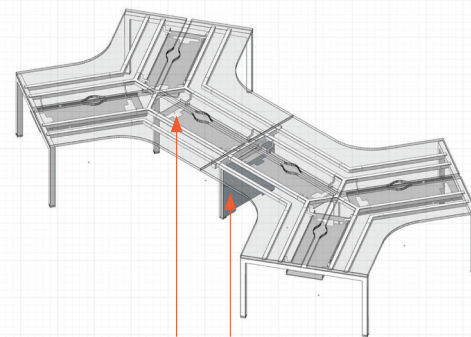
To link an add on desk to a starter desk (1) end leg from the starter desk is moved to the end of the run and the mid leg is placed in between.

### CABLE MANAGEMENT



#### Cable Riser

The end leg vertical riser is used when power is fed from the end of the desk. The riser is bolted to the underside of the cable tray.



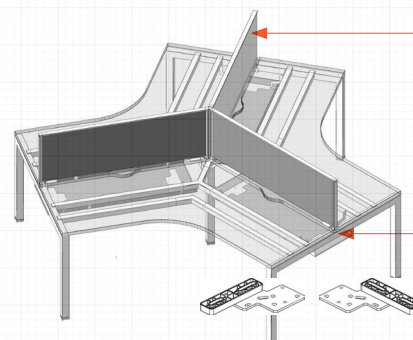
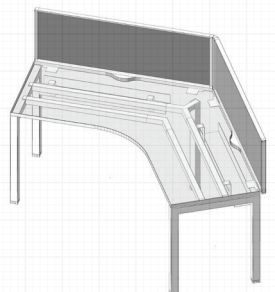
#### Cable Tray

Cable trays are available to manage power options. (3) double sided cable trays are needed per back to back starter desk and every additional add on desk.

#### Mid Leg Riser

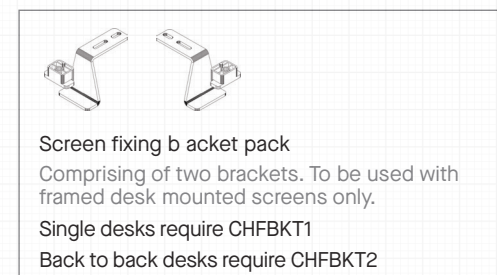
The mid leg cable riser is used when power is fed from the center of the desk. The riser attaches around the mid leg and hooks in place.

### BENCH WITH SCREENS



#### Desk Mounted Screens

Screens are available to separate desks to allow for more privacy. The screens are available with or without a frame.



#### Screen fixing bracket pack

Comprising of two brackets. To be used with framed desk mounted screens only.

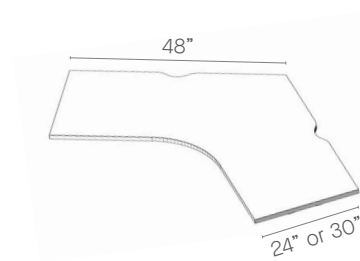
Single desks require CHF BKT1

Back to back desks require CHF BKT2

### WORK SURFACES

On 120 degree single desks, one top is supplied. For back to back benches, three tops are supplied.

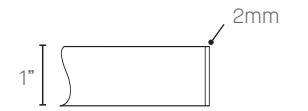
Back to back configurations will result in 50"/62" overall depths due to the 2" central gap for cable access.




Chemistry 120 degree tops are available in 24" or 30" depths and come with a 48" length.

Tops are available in TFL with a scallop in the back for cable access.

TFL tops have a 2mm laser edge band all around.

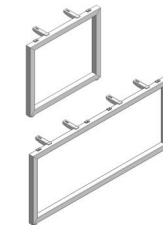


### FRAMEWORK



#### Goal Post End Legs

End Legs are 24" or 30" wide on single desks, and 50" or 62" wide on back to back desks. Each End leg has spigots protruding from the frame to allow the beams to be bolted into place. Adjustable feet come standard.



#### 'O' Leg End Legs

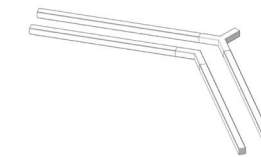
End Legs are 24" or 30" wide on single desks, and 50" or 62" wide on back to back desks. Each End leg has spigots protruding from the frame to allow the beams to be bolted into place. Adjustable feet come standard.

### FRAMEWORK



#### Mid Legs


Mid legs are used to connect starter desks and add on desks. They have double sided spigots to attach beams to both sides and come with adjustable feet as standard.



#### Beams

Beams are metal box tubes used to connect the legs together. They bolt at each end to the spigots and also through to the top.

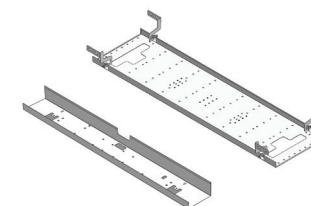
### SCREENS



Available to provide more privacy and hang accessories. The screens are attached at the back of the desk underneath the top.

Fabric, TFL, and acrylic screen options are available on single desks and back to back benches. Screens also come in desk end and fl or standing configurations. One 3 way linking post is recommended with each single or back to back desk when screens are specified.

### CABLE MANAGEMENT



#### Cable Trays

Cable trays hang between the beams of the desk on brackets. These allow for the power blocks to be attached directly to the cable tray and house the loose cables.


On a single 120 degree desk, please specify two 39" single cable trays. If ordering a 120 degree back to back desk, please specify three 48" double cable trays.



#### Cable Risers

End leg cable risers are used with cable trays and attached to the end of the tray.

Allows power cables to be taken neatly up from the fl or.



#### Mid Leg Cable Riser

On back to back benches when a mid leg is used, an optional mid leg cable riser is available to transfer cables up to the center of the bench.

This is clamped around each side of the mid leg to hide all cables inside.



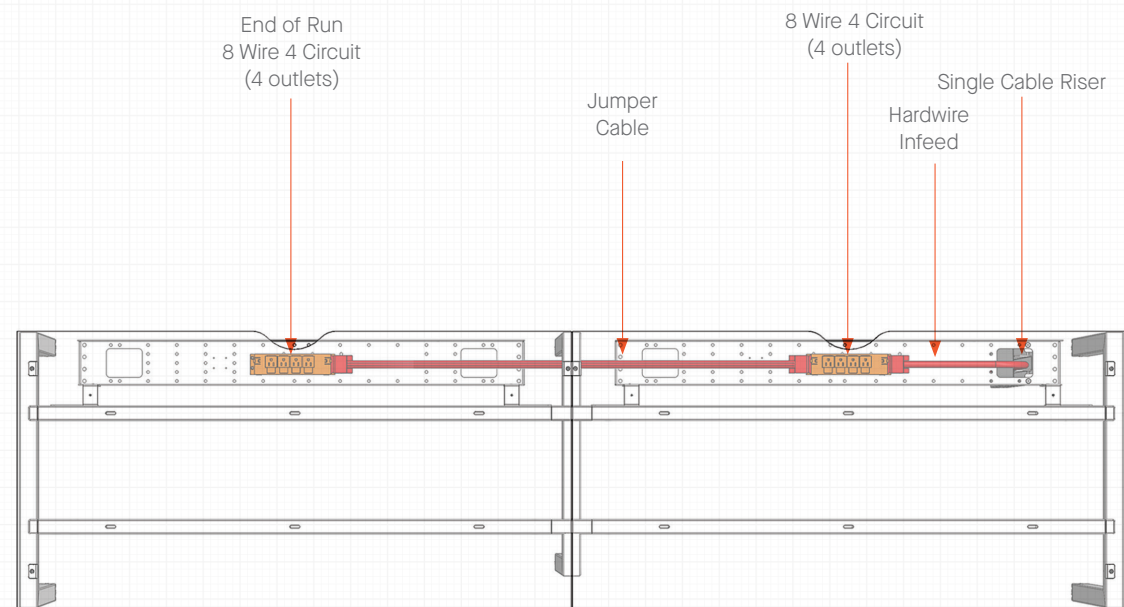
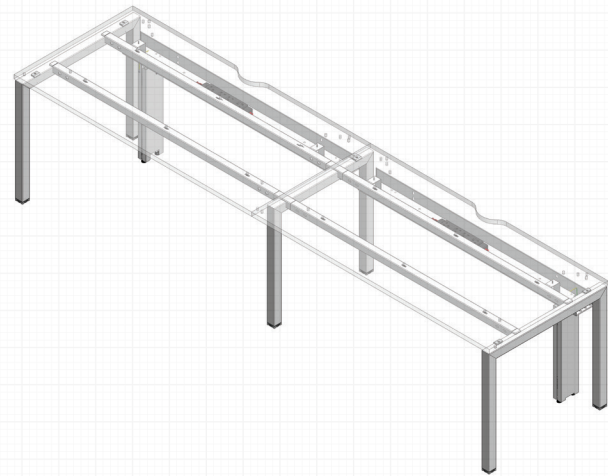
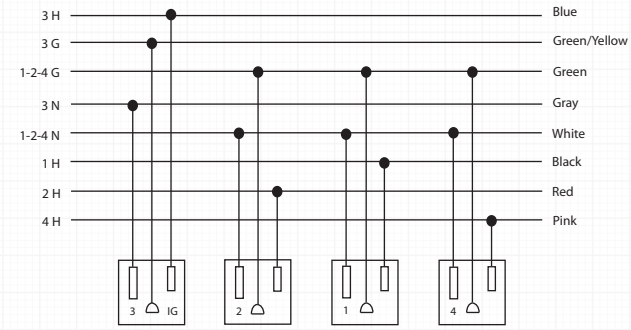
CHEMISTRY SINGLE FIXED HEIGHT DESK

TYPICAL DESK WIRING LAYOUT

Suggested underframe wiring shown for goal post leg

\*Other power configurations are available, please contact customer service for more details

Bench Size	8 Wire 4 Circuit
48"	EK48SB8W4C
54"	EK54SB8W4C
60"	EK60SB8W4C
66"	EK66SB8W4C
72"	EK72SB8W4C
78"	EK78SB8W4C



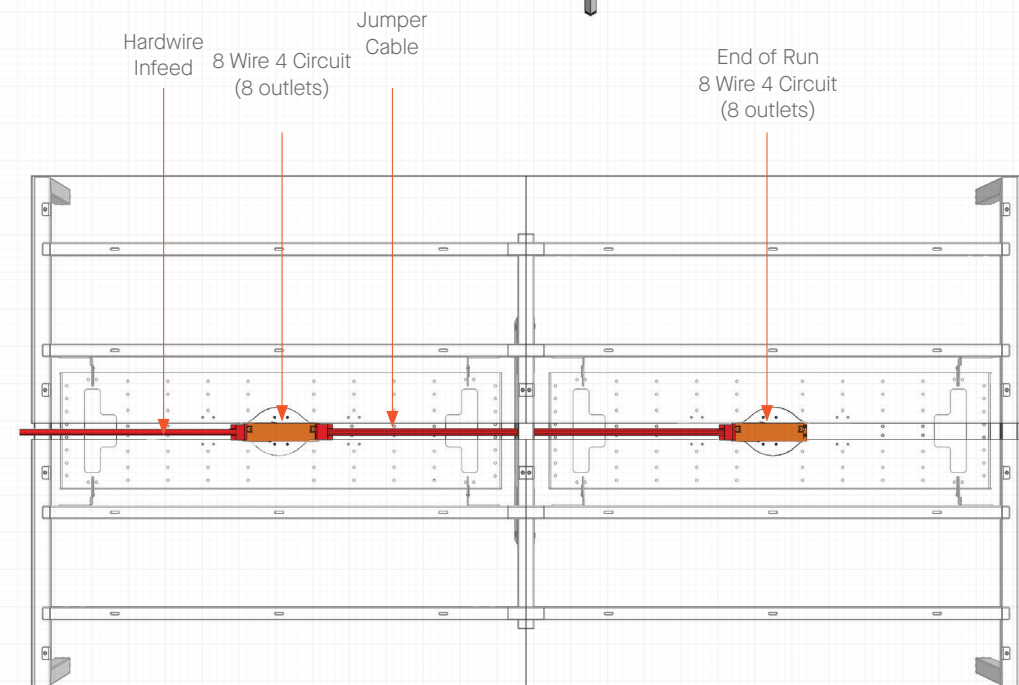
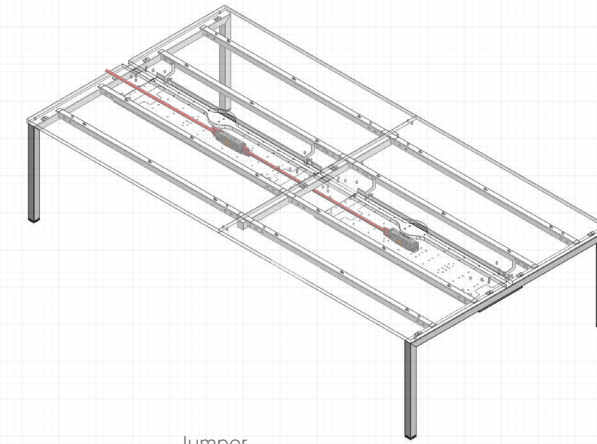
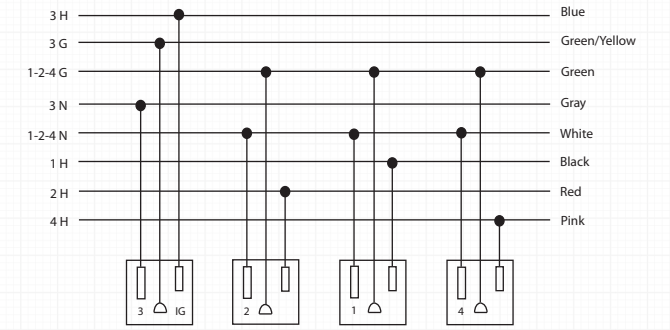
CHEMISTRY BACK TO BACK FIXED HEIGHT DESK

TYPICAL BACK TO BACK BENCH WIRING LAYOUT

Suggested underframe wiring shown for goal post leg

\*Other power configurations are available, please contact customer service for more details

Bench Size	8 Wire 4 Circuit
48"	EK48DSB8W4C
54"	EK54DSB8W4C
60"	EK60DSB8W4C
66"	EK66DSB8W4C
72"	EK72DSB8W4C
78"	EK78DSB8W4C



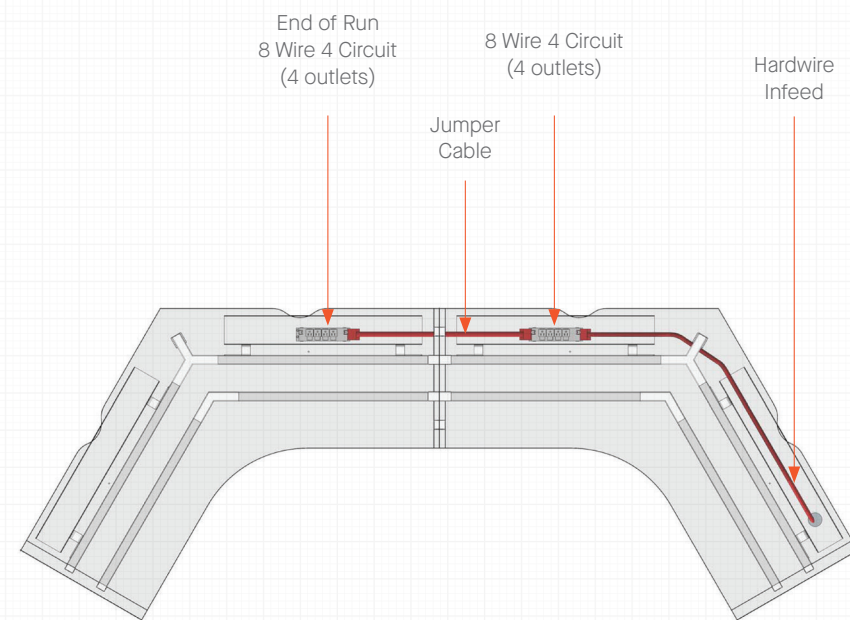
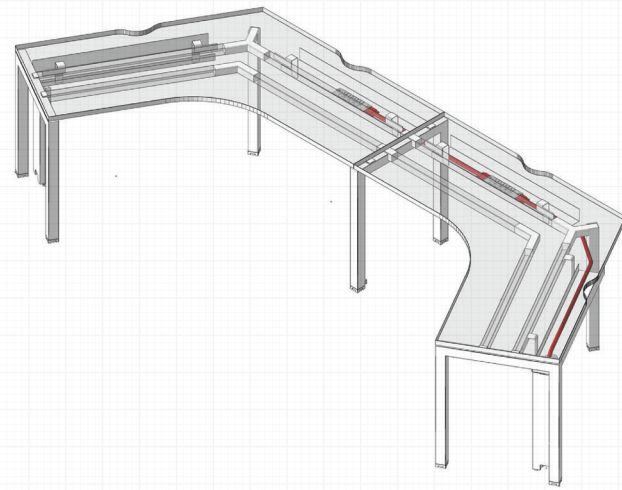
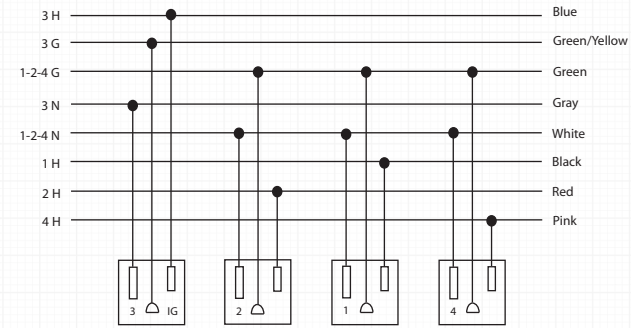
CHEMISTRY 120° SINGLE FIXED HEIGHT DESK

TYPICAL DESK WIRING LAYOUT

Suggested underframe wiring shown for goal post leg

\*Other power configurations are available, please contact customer service for more details

Bench Size	8 Wire 4 Circuit
48"	EK48SB8W4C



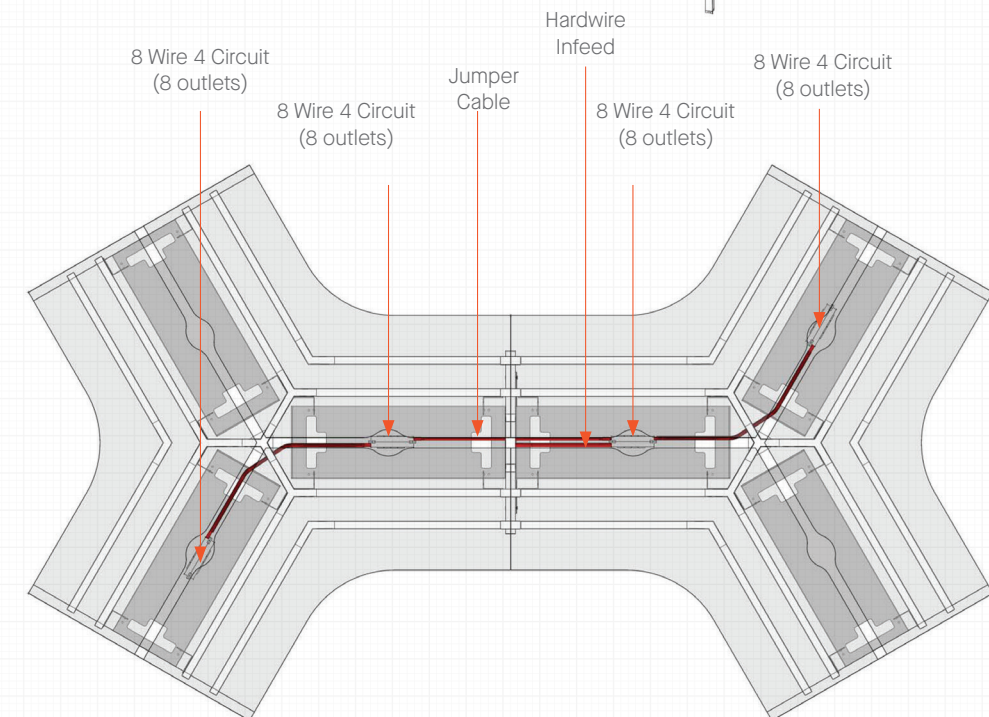
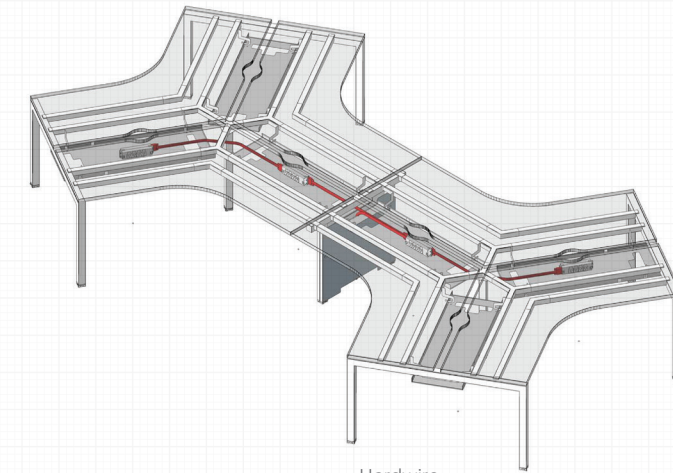
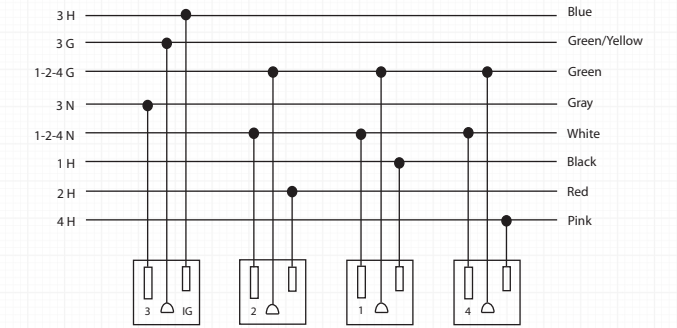
CHEMISTRY 120° BACK TO BACK FIXED HEIGHT DESK

TYPICAL BACK TO BACK BENCH WIRING LAYOUT

Suggested underframe wiring shown for goal post leg

\*Other power configurations are available, please contact customer service for more details

Bench Size	8 Wire 4 Circuit
48"	EK48DSB8W4C



PRODUCT PRICING

SINGLE DESK – Goal Post Leg

	Width (inch)						Code
	48"	54"	60"	66"	72"	78"	
<b>Starter Desk</b> 24" Depth 	<b>CH4824</b> 1,407	<b>CH5424</b> 1,425	<b>CH6024</b> 1,437	<b>CH6624</b> 1,508	<b>CH7224</b> 1,528	<b>CH7824</b> 1,546	TFL
<b>Add On Desk</b> 24" Depth 	<b>CH4824A</b> 963	<b>CH5424A</b> 983	<b>CH6024A</b> 995	<b>CH6624A</b> 1,065	<b>CH7224A</b> 1,086	<b>CH7824A</b> 1,104	TFL
<b>Starter Desk</b> 30" Depth 	<b>CH4830</b> 1,438	<b>CH5430</b> 1,457	<b>CH6030</b> 1,472	<b>CH6630</b> 1,547	<b>CH7230</b> 1,569	<b>CH7830</b> 1,590	TFL
<b>Add On Desk</b> 30" Depth 	<b>CH4830A</b> 980	<b>CH5430A</b> 1,005	<b>CH6030A</b> 1,020	<b>CH6630A</b> 1,093	<b>CH7230A</b> 1,116	<b>CH7830A</b> 1,139	TFL
<b>Single 120° Desk</b> 24" Depth 	<b>CH120S4824</b> 2,058	-	-	-	-	-	TFL
<b>Add On Single 120° Desk</b> 24" Depth 	<b>CH120S4824A</b> 1,644	-	-	-	-	-	TFL
<b>Single 120° Desk</b> 30" Depth 	<b>CH120S4830</b> 2,121	-	-	-	-	-	TFL
<b>Add On Single 120° Desk</b> 30" Depth 	<b>CH120S4830A</b> 1,692	-	-	-	-	-	TFL



All prices listed in USD \$  
 Ships KD = Knock Down (Assembly Required)

Finishes & Features Available...

TFL (1")	HD Highland Oak   UM Urban Maple   WH White   AT Autumn   WK Winter Oak   SO Strata Oak   CW Carini Walnut   DN Denim   LG Light Gray
Standard Top Features	Starter and Add on desks have scalloped cable access as standard   Executive desks have a straight edge back edge as standard
Leg Colors	Silver   White   Black

PRODUCT PRICING

SINGLE DESK – Goal Post Leg





	Desk Top (inch)		Code
	72" x 30"	78" x 30"	
<b>Executive Desk</b> 18" Depth Storage 74" Overall Depth 	<b>CH7230NS</b> 5,743 SEE NOTES 1, 2, & 3	<b>CH7830NS</b> 5,873 SEE NOTES 1, 2, & 3	TFL
<b>Executive Desk</b> 24" Depth Storage 74" Overall Depth 	<b>CH7230DS</b> 5,873 SEE NOTES 1, 2, & 3	<b>CH7830DS</b> 5,980 SEE NOTES 1, 2, & 3	TFL

Note 1: All integrated cable management. All prices listed in USD \$  
 Note 2: Please specify left (L) or right (R) hand version when ordering. (ie: CH7230NS-R) Ships KD = Knock Down (Assembly Required)  
 Right hand shown.  
 Note 3: For integrated port holes, please add an extra \$250. Port holes are located at the front left, center, and right of the desk. Add "P" to the end of the item code (ie: CH7230NSP-R)

To specify your desk...

1. Think through the configuration of Desk you require
2. Select the Codes of the individual items you need to achieve your configuration
3. Choose Finishes where appropriate: 'top' finishes / frame color / fabric color / acrylic color
4. Consider supporting product, screens, cable management and accessories

SINGLE DESK – Cable Management

		Width (inch)								
		39"	48"	54"	60"	66"	72"	78"	Code	Price
Single Cable Tray		<b>CHCT39</b> 252	<b>CHCT48</b> 267	<b>CHCT54</b> 291	<b>CHCT60</b> 321	<b>CHCT66</b> 340	<b>CHCT72</b> 350	<b>CHCT78</b> 368		
		SEE NOTES 1 & 2	SEE NOTE 2	SEE NOTE 2	SEE NOTE 2	SEE NOTE 2	SEE NOTE 2	SEE NOTE 2		
Single Cable Riser		<b>CHCRS</b> 262							Code	Price
		SEE NOTE 2								
Wooden Modesty w/ Cable Tray		<b>CHMW120S48</b> 502	<b>CHMW48</b> 594	<b>CHMW54</b> 624	<b>CHMW60</b> 656	<b>CHMW66</b> 676	<b>CHMW72</b> 700	<b>CHMW78</b> 731	Code	Price
		SEE NOTES 1 & 3	SEE NOTE 3	SEE NOTE 3	SEE NOTE 3	SEE NOTE 3	SEE NOTE 3	SEE NOTE 3		
CPU Holder Chemistry Desk		<b>CHCPUH</b> 242							Code	Price
		SEE NOTES 2 & 4								

Note 1: Only suitable for 120 degree desks  
 Note 2: Available in Black, White, and Silver.  
 Note 3: Available in all TFL finishes  
 Note 4: Only suitable for 30" depth desks

All prices listed in USD \$  
 Ships KD = Knock Down (Assembly Required)

SINGLE DESK – Height Adjustable Blocks

Set of Desk Height Adjustment Blocks 1" height 	Use on Fixed Heights only. 6 per set.	<b>CHADJ1</b> 78	Code	Price
		SEE NOTE 1		
Set of Desk Height Adjustment Blocks 2" height 	Use on Fixed Heights only. 6 per set.	<b>CHADJ2</b> 116	Code	Price
		SEE NOTE 1		
Set of Desk Height Adjustment Blocks 3" height 	Use on Fixed Heights only. 6 per set.	<b>CHADJ3</b> 146	Code	Price
		SEE NOTE 1		

Note 1: Available in Black, White, or Silver.

All prices listed in USD \$  
 Ships KD = Knock Down (Assembly Required)

Finishes & Features Available...

TFL (1")	HD Highland Oak   UM Urban Maple   WH White   AT Autumn   WK Winter Oak   SO Strata Oak   CW Carini Walnut   DN Denim   LG Light Gray
Standard Top Features	Starter and Add on desks have scalloped cable access as standard   Executive desks have a straight edge back edge as standard

To specify your desk...

1. Think through the configuration of Desk you require
2. Select the Codes of the individual items you need to achieve your configuration
3. Choose Finishes where appropriate: 'top' finishes / frame color / fabric color / acrylic color
4. Consider supporting product, screens, cable management and accessories

PRODUCT PRICING

BACK TO BACK BENCH – Goal Post Leg

		Width (inch)						
		48"	54"	60"	66"	72"	78"	
	<b>Starter Bench</b> 50" Depth	<b>CHB4850</b> 2,018	<b>CHB5450</b> 2,052	<b>CHB6050</b> 2,076	<b>CHB6650</b> 2,217	<b>CHB7250</b> 2,257	<b>CHB7850</b> 2,297	Code TFL
	<b>Add On Bench</b> 50" Depth	<b>CHB4850A</b> 1,379	<b>CHB5450A</b> 1,415	<b>CHB6050A</b> 1,438	<b>CHB6650A</b> 1,581	<b>CHB7250A</b> 1,620	<b>CHB7850A</b> 1,658	Code TFL
	<b>Starter Bench</b> 62" Depth	<b>CHB4862</b> 2,093	<b>CHB5462</b> 2,135	<b>CHB6062</b> 2,163	<b>CHB6662</b> 2,312	<b>CHB7262</b> 2,355	<b>CHB7862</b> 2,400	Code TFL
	<b>Add On Bench</b> 62" Depth	<b>CHB4862A</b> 1,427	<b>CHB5462A</b> 1,469	<b>CHB6062A</b> 1,497	<b>CHB6662A</b> 1,646	<b>CHB7262A</b> 1,690	<b>CHB7862A</b> 1,733	Code TFL
	<b>120° Cluster Desk</b> 50" Depth	<b>CHB120W4850</b> 5,300	-	-	-	-	-	Code TFL
	<b>Add On 120° Cluster Desk</b> 50" Depth	<b>CHB120W4850A</b> 4,681	-	-	-	-	-	Code TFL
	<b>120° Cluster Desk</b> 62" Depth	<b>CHB120W4862</b> 5,456	-	-	-	-	-	Code TFL
	<b>Add On 120° Cluster Desk</b> 62" Depth	<b>CHB120W4862A</b> 4,821	-	-	-	-	-	Code TFL

All prices listed in USD \$  
Ships KD = Knock Down (Assembly Required)

Finishes & Features Available...

TFL (1")	HD Highland Oak   UM Urban Maple   WH White   AT Autumn   WK Winter Oak   SO Strata Oak   CW Carini Walnut   DN Denim   LG Light Gray
Standard Top Features	Starter and Add on desks have scalloped cable access as standard   Executive desks have a straight edge back edge as standard
Leg Colors	Silver   White   Black

PRODUCT PRICING

BACK TO BACK BENCH – Cable Management

		Width (inch)						
		48"	54"	60"	66"	72"	78"	
	<b>Double Cable Trays</b>	<b>CHDCT48</b> 291	<b>CHDCT54</b> 317	<b>CHDCT60</b> 327	<b>CHDCT66</b> 340	<b>CHDCT72</b> 351	<b>CHDCT78</b> 374	Code Price
		SEE NOTES 1 & 2	SEE NOTE 2	SEE NOTE 2	SEE NOTE 2	SEE NOTE 2	SEE NOTE 2	
	<b>Double Cable Riser</b>	<b>CHCRD</b> 320						Code Price
		SEE NOTE 2						
	<b>Mid Leg Cable Riser</b>	<b>CHLEGCM</b> 378						Code Price
		SEE NOTE 2						
	<b>CPU Holder Chemistry Desk</b>	<b>CHCPUH</b> 242						Code Price
		SEE NOTES 2 & 3						

Note 1: When ordering 120 degree back to back desks, please specify 48" double cable tray  
Note 2: Available in Black, White, and Silver.  
Note 3: Only suitable for 30" depth desks


All prices listed in USD \$  
Ships KD = Knock Down (Assembly Required)

To specify your desk...

1. Think through the configuration of Desk you require
2. Select the Codes of the individual items you need to achieve your configuration
3. Choose Finishes where appropriate: 'top' finishes / frame color / fabric color / acrylic color
4. Consider supporting product, screens, cable management and accessories

PRODUCT PRICING

SINGLE DESK – 'O' Leg

	Width (inch)						Code
	48"	54"	60"	66"	72"	78"	
<b>Starter Desk</b> 24" Depth 	<b>CHO4824</b> 1,565	<b>CH05424</b> 1,593	<b>CH06024</b> 1,606	<b>CH06624</b> 1,678	<b>CH07224</b> 1,696	<b>CH07824</b> 1,716	TFL
<b>Add On Desk</b> 24" Depth 	<b>CH4824A</b> 963	<b>CH5424A</b> 983	<b>CH6024A</b> 995	<b>CH6624A</b> 1,065	<b>CH7224A</b> 1,086	<b>CH7824A</b> 1,104	TFL
<b>Starter Desk</b> 30" Depth 	<b>CHO4830</b> 1,607	<b>CH05430</b> 1,638	<b>CH06030</b> 1,653	<b>CH06630</b> 1,726	<b>CH07230</b> 1,748	<b>CH07830</b> 1,772	TFL
<b>Add On Desk</b> 30" Depth 	<b>CH4830A</b> 980	<b>CH5430A</b> 1,005	<b>CH6030A</b> 1,020	<b>CH6630A</b> 1,093	<b>CH7230A</b> 1,116	<b>CH7830A</b> 1,139	TFL
<b>Single 120° Desk</b> 24" Depth 	<b>CHO120S4824</b> 1,772	-	-	-	-	-	TFL
<b>Add On Single 120° Desk</b> 24" Depth 	<b>CH120S4824A</b> 1,644	-	-	-	-	-	TFL
<b>Single 120° Desk</b> 30" Depth 	<b>CHO120S4830</b> 2,303	-	-	-	-	-	TFL
<b>Add On Single 120° Desk</b> 30" Depth 	<b>CH120S4830A</b> 1,692	-	-	-	-	-	TFL

All prices listed in USD \$



Ships KD = Knock Down (Assembly Required)

Finishes & Features Available...

TFL (1")	HD Highland Oak   UM Urban Maple   WH White   AT Autumn   WK Winter Oak   SO Strata Oak   CW Carini Walnut   DN Denim   LG Light Gray
Standard Top Features	Starter and Add on desks have scalloped cable access as standard   Executive desks have a straight edge back edge as standard
Leg Colors	Silver   White   Black

PRODUCT PRICING

SINGLE DESK – 'O' Leg

	Desk Top (inch)		Code
	72" x 30"	78" x 30"	
<b>Executive Desk</b> 18" Depth Storage 74" Overall Depth 	<b>CHO723ONS</b> 5,847 SEE NOTES 1, 2, & 3	<b>CH0783ONS</b> 5,965 SEE NOTES 1, 2, & 3	TFL
<b>Executive Desk</b> 24" Depth Storage 74" Overall Depth 	<b>CHO723ODS</b> 5,988 SEE NOTES 1, 2, & 3	<b>CH0783ODS</b> 6,096 SEE NOTES 1, 2, & 3	TFL

Note 1: All integrated cable management.

All prices listed in USD \$





Note 2: Please specify left (L) or right (R) hand version when ordering. (ie: CHO723ONS-R) Ships KD = Knock Down (Assembly Required) Right hand shown.

Note 3: For integrated port holes, please add an extra \$250. Port holes are located at the front left, center, and right of the desk. Add "P" to the end of the item code (ie: CHO723ONSP-R)

To specify your desk...

1. Think through the configuration of Desk you require
2. Select the Codes of the individual items you need to achieve your configuration
3. Choose Finishes where appropriate: 'top' finishes / frame color / fabric color / acrylic color
4. Consider supporting product, screens, cable management and accessories


SINGLE DESK – Cable Management

		Width (inch)							
		39"	48"	54"	60"	66"	72"	78"	
Single Cable Tray 	<b>CHCT39</b> <b>252</b>	<b>CHCT48</b> <b>267</b>	<b>CHCT54</b> <b>291</b>	<b>CHCT60</b> <b>321</b>	<b>CHCT66</b> <b>340</b>	<b>CHCT72</b> <b>350</b>	<b>CHCT78</b> <b>368</b>	Code	
	SEE NOTES 1 & 2	SEE NOTE 2	SEE NOTE 2	SEE NOTE 2	SEE NOTE 2	SEE NOTE 2	SEE NOTE 2	Price	
Single Cable Riser 	<b>CHCRS</b> <b>262</b>							Code	
	SEE NOTE 2							Price	
Wooden Modesty w/ Cable Tray 	<b>CHMW120S48</b> <b>570</b>	<b>CHMW48</b> <b>594</b>	<b>CHMW54</b> <b>624</b>	<b>CHMW60</b> <b>656</b>	<b>CHMW66</b> <b>676</b>	<b>CHMW72</b> <b>700</b>	<b>CHMW78</b> <b>731</b>	Code	
	SEE NOTES 1 & 3	SEE NOTE 3	SEE NOTE 3	SEE NOTE 3	SEE NOTE 3	SEE NOTE 3	SEE NOTE 3	Price	
CPU Holder Chemistry Desk 	<b>CHCPUH</b> <b>242</b>							Code	
	SEE NOTES 2 & 4							Price	

Note 1: Only suitable for 120 degree desks  
 Note 2: Available in Black, White, and Silver.  
 Note 3: Available in all TFL finishes  
 Note 4: Only suitable for 30" depth desks

All prices listed in USD \$  
 Ships KD = Knock Down (Assembly Required)

SINGLE DESK – Height Adjustable Blocks

Set of Desk Height Adjustment Blocks 1" height 	Use on Fixed Heights only. 6 per set.	<b>CHADJ1</b> <b>78</b>	Code
		SEE NOTE 1	Price
Set of Desk Height Adjustment Blocks 2" height 	Use on Fixed Heights only. 6 per set.	<b>CHADJ2</b> <b>116</b>	Code
		SEE NOTE 1	Price
Set of Desk Height Adjustment Blocks 3" height 	Use on Fixed Heights only. 6 per set.	<b>CHADJ3</b> <b>146</b>	Code
		SEE NOTE 1	Price

Note 1: Available in Black, White, or Silver.

All prices listed in USD \$  
 Ships KD = Knock Down (Assembly Required)

Finishes & Features Available...

TFL (1")	HD Highland Oak   UM Urban Maple   WH White   AT Autumn   WK Winter Oak   SO Strata Oak   CW Carini Walnut   DN Denim   LG Light Gray
Standard Top Features	Starter and Add on desks have scalloped cable access as standard   Executive desks have a straight edge back edge as standard

To specify your desk...

1. Think through the configuration of Desk you require
2. Select the Codes of the individual items you need to achieve your configuration
3. Choose Finishes where appropriate: 'top' finishes / frame color / fabric color / acrylic color
4. Consider supporting product, screens, cable management and accessories

PRODUCT PRICING

BACK TO BACK BENCH – 'O' Leg

	Width (inch)						Code	TFL
	48"	54"	60"	66"	72"	78"		
<b>Starter Bench</b> 50" Depth 	<b>CHOB4850</b> 2,543	<b>CHOB5450</b> 2,578	<b>CHOB6050</b> 2,604	<b>CHOB6650</b> 2,745	<b>CHOB7250</b> 2,784	<b>CHOB7850</b> 2,822		
<b>Add On Bench</b> 50" Depth 	<b>CHB4850A</b> 1,379	<b>CHB5450A</b> 1,415	<b>CHB6050A</b> 1,438	<b>CHB6650A</b> 1,581	<b>CHB7250A</b> 1,620	<b>CHB7850A</b> 1,658		
<b>Starter Bench</b> 62" Depth 	<b>CHOB4862</b> 2,593	<b>CHOB5462</b> 2,635	<b>CHOB6062</b> 2,663	<b>CHOB6662</b> 2,813	<b>CHOB7262</b> 2,874	<b>CHOB7862</b> 2,901		
<b>Add On Bench</b> 62" Depth 	<b>CHB4862A</b> 1,427	<b>CHB5462A</b> 1,469	<b>CHB6062A</b> 1,497	<b>CHB6662A</b> 1,646	<b>CHB7262A</b> 1,690	<b>CHB7862A</b> 1,733		
<b>120° Cluster Desk</b> 50" Depth 	<b>CHOB120W4850</b> 6,021	-	-	-	-	-		
<b>Add On 120° Cluster Desk</b> 50" Depth 	<b>CHOB120W4850A</b> 5,280	-	-	-	-	-		
<b>120° Cluster Desk</b> 62" Depth 	<b>CHOB120W4862</b> 6,201	-	-	-	-	-		
<b>Add On 120° Cluster Desk</b> 62" Depth 	<b>CHOB120W4862A</b> 5,487	-	-	-	-	-		





All prices listed in USD \$  
Ships KD = Knock Down (Assembly Required)

Finishes & Features Available...

TFL (1")	HD Highland Oak   UM Urban Maple   WH White   AT Autumn   WK Winter Oak   SO Strata Oak   CW Carini Walnut   DN Denim   LG Light Gray
Standard Top Features	Starter and Add on desks have scalloped cable access as standard   Executive desks have a straight edge back edge as standard
Leg Colors	Silver   White   Black

PRODUCT PRICING

BACK TO BACK BENCH – Cable Management

	Width (inch)						Code	Price
	48"	54"	60"	66"	72"	78"		
<b>Double Cable Trays</b> 	<b>CHDCT48</b> 291	<b>CHDCT54</b> 317	<b>CHDCT60</b> 327	<b>CHDCT66</b> 340	<b>CHDCT72</b> 351	<b>CHDC78</b> 374		
	SEE NOTES 1 & 2	SEE NOTE 2	SEE NOTE 2	SEE NOTE 2	SEE NOTE 2	SEE NOTE 2		
<b>Double Cable Riser</b> 	<b>CHCRD</b> 320							
	SEE NOTE 2							
<b>Mid Leg Cable Riser</b> 	<b>CHLEGCM</b> 378							
	SEE NOTE 2							
<b>CPU Holder Chemistry Desk</b> 	<b>CHCPUH</b> 242							
	SEE NOTES 2 & 3							

Note 1: When ordering 120 degree back to back desks, please specify 48" double cable tray  
Note 2: Available in Black, White, and Silver.  
Note 3: Only suitable for 30" depth desks

All prices listed in USD \$  
Ships KD = Knock Down (Assembly Required)

To specify your desk...

1. Think through the configuration of Desk you require
2. Select the Codes of the individual items you need to achieve your configuration
3. Choose Finishes where appropriate: 'top' finishes / frame color / fabric color / acrylic color
4. Consider supporting product, screens, cable management and accessories



BACK TO BACK BENCH – Desk Extensions / Storage Boxes

Desk Extension  
16" Depth



	Width (inch)		Code
	50"	62"	
Can be used on Goal Post Legs and 'O' Legs.	<b>CHDE50</b> 583	<b>CHDE62</b> 600	TFL
Can be used on Goal Post Legs and 'O' Legs.	<b>CHDESB50</b> 1,165	<b>CHDESB62</b> 1,199	TFL

Desk Extension  
Storage Box  
16" Depth x  
16" Height



	Width (inch)				Code
	30"	36"	42"	48"	
Use on Fixed Heights only.	<b>CHRTN30</b> 1,026	<b>CHRTN36</b> 1,049	<b>CHRTN42</b> 1,062	<b>CHRTN48</b> 1,078	TFL
Use on Fixed Heights only.	<b>CHORTN30</b> 1,120	<b>CHORTN36</b> 1,144	<b>CHORTN42</b> 1,162	<b>CHORTN48</b> 1,172	TFL

All prices listed in USD \$  
Ships KD = Knock Down (Assembly Required)

Goal Post Desk  
Returns  
24" Depth



'O' Leg Desk  
Returns  
24" Depth



Finishes & Features Available...

TFL (1")	HD Highland Oak   UM Urban Maple   WH White   AT Autumn   WK Winter Oak   SO Strata Oak   CW Carini Walnut   DN Denim   LG Light Gray
Standard Top Features	Starter and Add on desks have scalloped cable access as standard   Executive desks have a straight edge back edge as standard
Leg Colors	Silver   White   Black

BACK TO BACK BENCH – Height Adjustable Blocks

Set of Desk Height  
Adjustment Blocks  
1" height



Set of Desk Height  
Adjustment Blocks  
2" height



Set of Desk Height  
Adjustment Blocks  
3" height



Use on Fixed Heights only. 6 per set.	<b>CHADJ1</b> 78	Code Price
SEE NOTE 1		
Use on Fixed Heights only. 6 per set.	<b>CHADJ2</b> 116	Code Price
SEE NOTE 1		
Use on Fixed Heights only. 6 per set.	<b>CHADJ3</b> 146	Code Price
SEE NOTE 1		

Note 1: Available in Black, White, or Silver.

All prices listed in USD \$  
Ships KD = Knock Down (Assembly Required)

To specify your desk...

1. Think through the configuration of Desk you require
2. Select the Codes of the individual items you need to achieve your configuration
3. Choose Finishes where appropriate: 'top' finishes / frame color / fabric color / acrylic color
4. Consider supporting product, screens, cable management and accessories



## CHEMISTRY DESKTOP SCREENS

### Desk Mounted Screens



	48" W	54" W	60" W	66" W	72" W	78" W
16" H	●	●	●	●	●	●

### Desktop Frameless Screens for Single Desks



Desktop screen for single/inline height adjustable desk  
16" high, complete with bracket

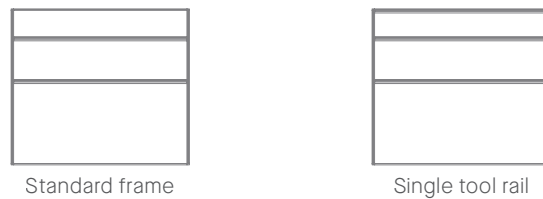
	48" W	54" W	60" W	66" W	72" W	78" W
16" H	●	●	●	●	●	●

### Desk End Screens



	24" W	30" W	54" W	60" W	66" W	72" W	78" W
45" H	●	●	●	●	●	●	●

### Desk End Screens



	24" W	30" W	54" W	60" W	66" W	72" W	78" W
55" H	●	●	●	●	●	●	●
62" H	●	●	●	●	●	●	●

## CHEMISTRY DESKTOP SCREENS

### Desk Divider Screens



	24" W	30" W
16" H	●	●

### Glass Screen and Rail

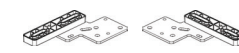


Note: Only available for Back to Back benches

	48" W	54" W	60" W	66" W	72" W	78" W
16" H	●	●	●	●	●	●

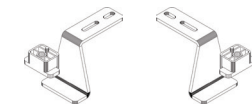
### Single Desk Screen Fixing Bracket Pack

Comprising of two brackets (Desk mounted screens only)



### Back to Back Bench Screen Fixing Bracket Pack

Comprising of two brackets (Desk mounted screens only)



### 120 Degree 3 Way Linking Post

16" high



### 4 Way Linking Post With Adjustable Foot


45" high  
55" high




### Accessories



Pen pot with rail holder



Paper tray



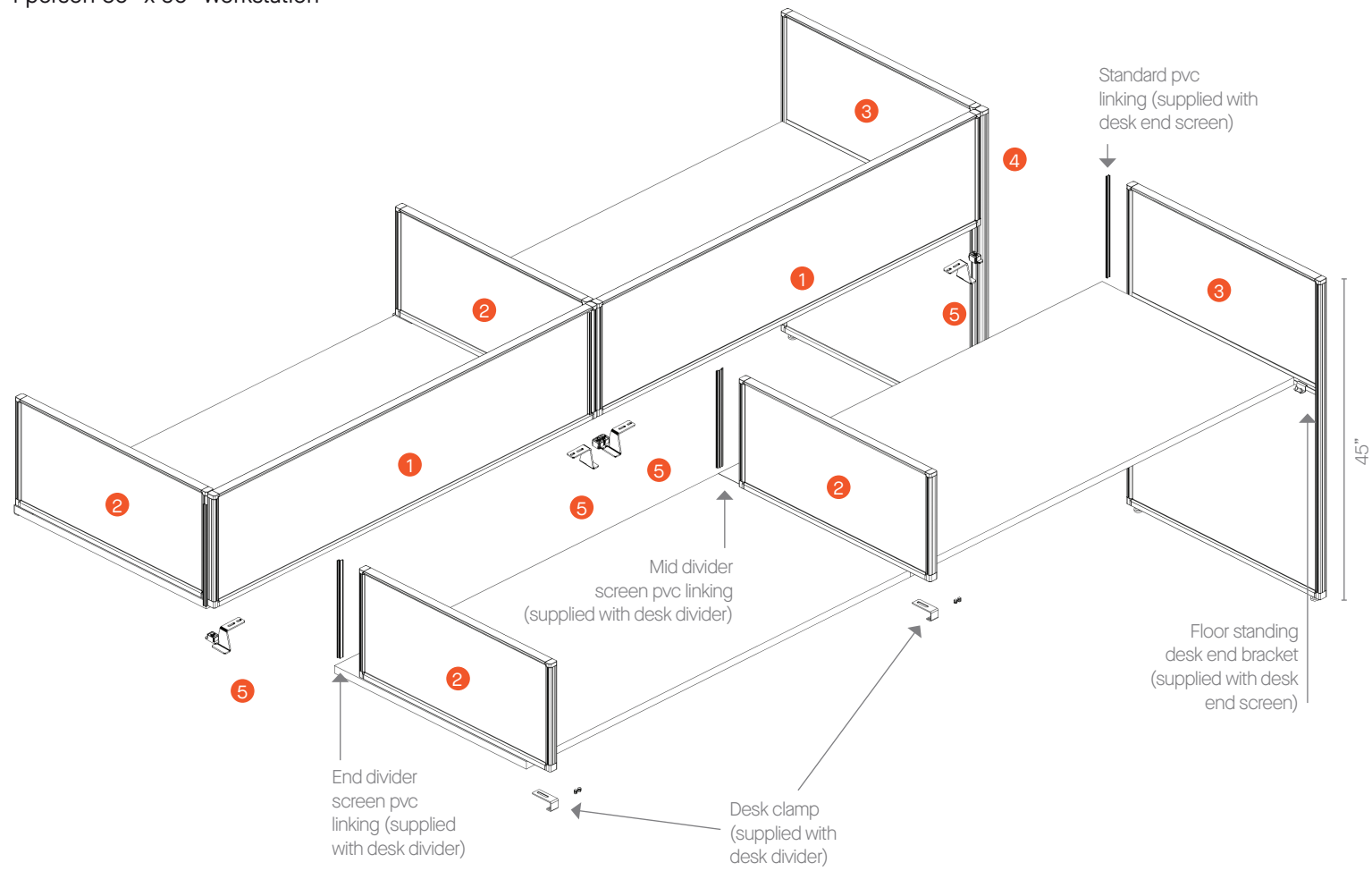
Pen tray




Tablet holder

### TYPICAL CLUSTER DESK SET UP

4 person 60" x 30" workstation



Code	Description	QTY
1	US1660 Universal desk mounted fabric screen Supplied with pvc linking	2
2	USDD1630 Universal desk mounted fabric divider/end screen Supplied with pvc linking and desk clamp	4
3	USDE4830 Universal desk end fabric floor standing screen Supplied with pvc linking, desk end bracket, and adjustable feet	2
4	US4WPST48 4-Way Linking Post Supplied with adjustable foot	1
5	CHFBKT2 Chemistry screen fixing bracket pack	2



PRODUCT PRICING

SCREENS – Desktop Screens

	Width (inch)						Code
	48" W	54" W	60" W	66" W	72" W	78" W	
<b>Desk Screen with Standard Frame</b> 16" High	<b>US1648</b>	<b>US1654</b>	<b>US1660</b>	<b>US1666</b>	<b>US1672</b>	<b>US1678</b>	TFL
	428	447	464	506	520	541	Acrylic
	626	666	693	709	742	777	Grade A
	499	524	554	574	591	616	Grade B
	541	566	603	626	649	675	Grade C
	639	674	723	761	791	824	
	SEE NOTES 1 & 2	SEE NOTES 1 & 2	SEE NOTES 1 & 2	SEE NOTES 1 & 2	SEE NOTES 1 & 2	SEE NOTES 1 & 2	
<b>Desk Screen with Single Tool Rail</b> 16" High	<b>UST1648</b>	<b>UST1654</b>	<b>UST1660</b>	<b>UST1666</b>	<b>UST1672</b>	<b>UST1678</b>	TFL
	419	461	479	518	533	554	Acrylic
	639	680	707	723	755	791	Grade A
	514	539	566	586	605	630	Grade B
	554	581	615	639	662	689	Grade C
	653	687	738	775	806	839	
	SEE NOTES 1 & 2	SEE NOTES 1 & 2	SEE NOTES 1 & 2	SEE NOTES 1 & 2	SEE NOTES 1 & 2	SEE NOTES 1 & 2	
<b>Desktop Screen Frameless Non-Pinnable</b> 16" High Supplied with Fixing Brackets	<b>CHPSF1648</b>	<b>CHPSF1654</b>	<b>CHPSF1660</b>	<b>CHPSF1666</b>	<b>CHPSF1672</b>	<b>CHPSF1678</b>	Grade A
	472	482	497	510	527	537	Grade B
	510	522	545	560	581	596	Grade C
	605	626	660	682	718	739	
		SEE NOTE 2	SEE NOTE 2	SEE NOTE 2	SEE NOTE 2	SEE NOTE 2	SEE NOTE 2
<b>Desktop Screen Frameless Pinnable</b> 16" High Supplied with Fixing Brackets	<b>CHPSF1648P</b>	<b>CHPSF1654P</b>	<b>CHPSF1660P</b>	<b>CHPSF1666P</b>	<b>CHPSF1672P</b>	<b>CHPSF1678P</b>	Grade A
	564	609	641	667	700	726	Grade B
	602	650	685	717	755	784	Grade C
	697	752	803	839	891	928	
		SEE NOTE 2	SEE NOTE 2	SEE NOTE 2	SEE NOTE 2	SEE NOTE 2	SEE NOTE 2

Note 1: Supplied with linking. Height from floor level to top of screen is 45". MUST BE ORDERED WITH CHFBKT SCREEN BRACKETS.

Note 2: Specify black, white, or silver metalwork.

All prices listed in USD \$  
Ships KD = Knock Down (Assembly Required)

PRODUCT PRICING

SCREENS – Desk Dividers / Screen Fixing Bracket

	Width (inch)		Code
	24"	30"	
<b>Desk Divider with Standard Frame</b> 16" High	<b>USDD1624</b>	<b>USDD1630</b>	TFL
	404	428	Acrylic
	533	582	Grade A
	459	485	Grade B
	484	511	Grade C
	547	575	
	SEE NOTE 1	SEE NOTE 1	
<b>Desk Divider with Single Tool Rail</b> 16" High	<b>USDDT1624</b>	<b>USDDT1630</b>	TFL
	418	443	Acrylic
	547	596	Grade A
	472	497	Grade B
	496	523	Grade C
	561	587	
	SEE NOTE 1	SEE NOTE 1	
<b>Screen Fixing Bracket Pack</b> Comprising of two brackets	These brackets can only be used on single and inline Chemistry desks. <i>Click to see detailed drawing of how to use.</i> Brackets ordered as a pair and attach to underside of desk top.	<b>CHFBKT1</b> 100	Code Price
		SEE NOTES 2 & 4	
<b>Screen Fixing Bracket Pack</b> Comprising of two brackets	These brackets can only be used on Chemistry back to back desks. <i>Click to see component detailed drawing of how to use.</i> Brackets ordered as a pair and attach to end and mid legs.	<b>CHFBKT2</b> 100	Code TFL
		SEE NOTES 3 & 4	
<b>120° 3 Way Linking Post</b> 16" High	For use only on 120 degree desks where 3 Desktop Screens have been specified	<b>US3WPST16</b> 92	Code TFL
		SEE NOTE 4	

Note 1: Supplied with linking. Height from floor level to top of screen is 45". MUST BE ORDERED WITH CHFBKT SCREEN BRACKETS.

Note 2: To be used on single and in-line desks

Note 3: To be used on back to back desks.

Note 4: Specify black, white, or silver metalwork.

All prices listed in USD \$  
Ships KD = Knock Down (Assembly Required)




Finishes & Features Available...

TFL (1")	HD Highland Oak   UM Urban Maple   WH White   AT Autumn   WK Winter Oak   SO Strata Oak   CW Carini Walnut   DN Denim   LG Light Gray
Fabrics	Grade A Camira Era   Grade B Camira Lucia, Camira Nexus   Grade C Camira Blazer, Camira Blazer Lite, Camira Aquarius, Camira Main Line Flax, Camira Synergy, Camira Synergy 66
Acrylic Colors	Clear   Opaque Crystal   Opaque White   Opaque Green   Opaque Blue
Frame Colors	Silver   White   Black

To specify your desk...

1. Think through the configuration of Desk you require
2. Select the Codes of the individual items you need to achieve your configuration
3. Choose Finishes where appropriate: 'top' finishes / frame color / fabric color / acrylic color
4. Consider supporting product, screens, cable management and accessories

SCREENS – Desk End Screens

	Width (inch)							Code
	24" W	30" W	54" W	60" W	66" W	72" W	78" W	
<b>Desk End Screen with Standard Frame</b> 45" High 	<b>USDE4524</b>	<b>USDE4530</b>	<b>USDE4554</b>	<b>USDE4560</b>	<b>USDE4566</b>	<b>USDE4572</b>	<b>USDE4578</b>	TFL Grade A Grade B Grade C
	715	748	857	897	930	962	1,000	
	811	863	1,046	1,096	1,164	1,209	1,342	
	876	939	1,227	1,230	1,317	1,373	1,519	
	1,054	1,131	1,494	1,571	1,701	1,776	1,967	
SEE NOTES 1 & 2	SEE NOTES 1 & 2	SEE NOTES 1 & 2	SEE NOTES 1 & 2	SEE NOTES 1 & 2	SEE NOTES 1 & 2	SEE NOTES 1 & 2	SEE NOTES 1 & 2	
<b>Desk End Screen with Single Tool Rail</b> 45" High 	<b>USDET4524</b>	<b>USDET4530</b>	<b>USDET4554</b>	<b>USDET4560</b>	<b>USDET4566</b>	<b>USDET4572</b>	<b>USDET4578</b>	Code TFL Grade A Grade B Grade C
	726	760	870	911	945	977	1,014	
	824	877	1,057	1,108	1,178	1,224	1,356	
	888	952	1,187	1,243	1,332	1,386	1,533	
	1,066	1,144	1,508	1,585	1,715	1,791	1,981	
SEE NOTES 1 & 2	SEE NOTES 1 & 2	SEE NOTES 1 & 2	SEE NOTES 1 & 2	SEE NOTES 1 & 2	SEE NOTES 1 & 2	SEE NOTES 1 & 2	SEE NOTES 1 & 2	
<b>4 Way Linking Post With Adjustable Foot</b> 45" High 	<b>US4WPST45</b>							Code Price
154								

Note 1: Supplied with linking and desk end attachment bracket

Note 2: This is a desk end floor standing screen and can only be used at the end of a desk.


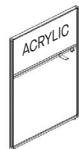

All prices listed in USD \$

Ships KD = Knock Down (Assembly Required)

Finishes & Features Available...

TFL (1")	HD Highland Oak   UM Urban Maple   WH White   AT Autumn   WK Winter Oak   SO Strata Oak   CW Carini Walnut   DN Denim   LG Light Gray
Fabrics	Grade A Camira Era   Grade B Camira Lucia, Camira Nexus   Grade C Camira Blazer, Camira Blazer Lite, Camira Aquarius, Camira Main Line Flax, Camira Synergy, Camira Synergy 66
Acrylic Colors	Clear   Opaque Crystal   Opaque White   Opaque Green   Opaque Blue
Frame Colors	Silver   White   Black

SCREENS – Desk End Screens

	Width (inch)							Code
	24" W	30" W	54" W	60" W	66" W	72" W	78" W	
<b>Partial Acrylic Desk End Screen with Standard Frame</b> 45" High 	<b>USDEPG4524</b>	<b>USDEPG4530</b>	<b>USDEPG4554</b>	<b>USDEPG4560</b>	<b>USDEPG4566</b>	<b>USDEPG4572</b>	<b>USDEPG4578</b>	TFL Grade A Grade B Grade C
	892	941	1,069	1,113	1,181	1,248	1,315	
	939	1,005	1,183	1,243	1,319	1,395	1,470	
	998	1,057	1,269	1,341	1,424	1,503	1,585	
	1,099	1,186	1,482	1,581	1,678	1,774	1,868	
SEE NOTES 1 & 2	SEE NOTES 1 & 2	SEE NOTES 1 & 2	SEE NOTES 1 & 2	SEE NOTES 1 & 2	SEE NOTES 1 & 2	SEE NOTES 1 & 2	SEE NOTES 1 & 2	
<b>Partial Acrylic Desk End Screen with Single Tool Rail</b> 45" High 	<b>USDEPGT4524</b>	<b>USDEPGT4530</b>	<b>USDEPGT4554</b>	<b>USDEPGT4560</b>	<b>USDEPGT4566</b>	<b>USDEPGT4572</b>	<b>USDEPGT4578</b>	Code TFL Grade A Grade B Grade C
	907	953	1,081	1,124	1,192	1,260	1,328	
	952	1,019	1,195	1,256	1,331	1,408	1,483	
	1,103	1,071	1,281	1,352	1,435	1,516	1,598	
	1,114	1,199	1,494	1,593	1,690	1,785	1,881	
SEE NOTES 1 & 2	SEE NOTES 1 & 2	SEE NOTES 1 & 2	SEE NOTES 1 & 2	SEE NOTES 1 & 2	SEE NOTES 1 & 2	SEE NOTES 1 & 2	SEE NOTES 1 & 2	
<b>4 Way Linking Post With Adjustable Foot</b> 45" High 	<b>US4WPST45</b>							Code Price
154								

Note 1: Supplied with linking and desk end attachment bracket

Note 2: This is a desk end floor standing screen and can only be used at the end of a desk.




All prices listed in USD \$

Ships KD = Knock Down (Assembly Required)

To specify your desk...

1. Think through the configuration of Desk you require
2. Select the Codes of the individual items you need to achieve your configuration
3. Choose Finishes where appropriate: 'top' finishes / frame color / fabric color / acrylic color
4. Consider supporting product, screens, cable management and accessories

SCREENS – Desk End Screens

	Width (inch)							Code
	24" W	30" W	54" W	60" W	66" W	72" W	78" W	
<b>Desk End Screen with Standard Frame</b> 55" High 	<b>USDE5524</b>	<b>USDE5530</b>	<b>USDE5554</b>	<b>USDE5560</b>	<b>USDE5566</b>	<b>USDE5572</b>	<b>USDE5578</b>	TFL Grade A Grade B Grade C
	795	846	992	1,044	1,087	1,124	1,174	
	887	943	1,157	1,214	1,291	1,342	1,483	
	956	1,020	1,285	1,349	1,445	1,504	1,662	
	1,125	1,212	1,605	1,691	1,827	1,909	2,110	
SEE NOTES 1 & 2	SEE NOTES 1 & 2	SEE NOTES 1 & 2	SEE NOTES 1 & 2	SEE NOTES 1 & 2	SEE NOTES 1 & 2	SEE NOTES 1 & 2	SEE NOTES 1 & 2	
<b>Desk End Screen with Single Tool Rail</b> 55" High 	<b>USDET5524</b>	<b>USDET5530</b>	<b>USDET5554</b>	<b>USDET5560</b>	<b>USDET5566</b>	<b>USDET5572</b>	<b>USDET5578</b>	TFL Grade A Grade B Grade C
	810	860	1,004	1,055	1,099	1,139	1,188	
	901	957	1,171	1,226	1,303	1,357	1,497	
	970	1,034	1,298	1,361	1,457	1,519	1,676	
	1,140	1,226	1,619	1,704	1,840	1,923	2,124	
SEE NOTES 1 & 2	SEE NOTES 1 & 2	SEE NOTES 1 & 2	SEE NOTES 1 & 2	SEE NOTES 1 & 2	SEE NOTES 1 & 2	SEE NOTES 1 & 2	SEE NOTES 1 & 2	
<b>4 Way Linking Post With Adjustable Foot</b> 55" High 	<b>US4WPST55</b>							Code Price
	182							

Note 1: Supplied with linking and desk end attachment bracket

Note 2: This is a desk end floor standing screen and can only be used at the end of a desk.




All prices listed in USD \$

Ships KD = Knock Down (Assembly Required)

Finishes & Features Available...

TFL (1")	HD Highland Oak   UM Urban Maple   WH White   AT Autumn   WK Winter Oak   SO Strata Oak   CW Carini Walnut   DN Denim   LG Light Gray
Fabrics	Grade A Camira Era   Grade B Camira Lucia, Camira Nexus   Grade C Camira Blazer, Camira Blazer Lite, Camira Aquarius, Camira Main Line Flax, Camira Synergy, Camira Synergy 66
Acrylic Colors	Clear   Opaque Crystal   Opaque White   Opaque Green   Opaque Blue
Frame Colors	Silver   White   Black

SCREENS – Desk End Screens

	Width (inch)							Code
	24" W	30" W	54" W	60" W	66" W	72" W	78" W	
<b>Partial Acrylic Desk End Screen with Standard Frame</b> 55" High 	<b>USDEPG5524</b>	<b>USDEPG5530</b>	<b>USDEPG5554</b>	<b>USDEPG5560</b>	<b>USDEPG5566</b>	<b>USDEPG5572</b>	<b>USDEPG5578</b>	TFL Grade A Grade B Grade C
	1,125	1,140	1,352	1,366	1,537	1,706	1,877	
	1,172	1,203	1,469	1,499	1,695	1,853	2,033	
	1,212	1,252	1,554	1,594	1,777	1,962	2,146	
	1,265	1,381	1,723	1,836	2,034	2,231	2,431	
SEE NOTES 1 & 2	SEE NOTES 1 & 2	SEE NOTES 1 & 2	SEE NOTES 1 & 2	SEE NOTES 1 & 2	SEE NOTES 1 & 2	SEE NOTES 1 & 2	SEE NOTES 1 & 2	
<b>Partial Acrylic Desk End Screen with Single Tool Rail</b> 55" High 	<b>USDEPGT5524</b>	<b>USDEPGT5530</b>	<b>USDEPGT5554</b>	<b>USDEPGT5560</b>	<b>USDEPGT5566</b>	<b>USDEPGT5572</b>	<b>USDEPGT5578</b>	TFL Grade A Grade B Grade C
	1,140	1,154	1,366	1,379	1,551	1,720	1,898	
	1,187	1,216	1,483	1,512	1,689	1,868	2,044	
	1,227	1,265	1,568	1,607	1,791	1,976	2,159	
	1,280	1,394	1,737	1,849	2,048	2,245	2,442	
SEE NOTES 1 & 2	SEE NOTES 1 & 2	SEE NOTES 1 & 2	SEE NOTES 1 & 2	SEE NOTES 1 & 2	SEE NOTES 1 & 2	SEE NOTES 1 & 2	SEE NOTES 1 & 2	
<b>4 Way Linking Post With Adjustable Foot</b> 55" High 	<b>US4WPST55</b>							Code Price
	182							

Note 1: Supplied with linking and desk end attachment bracket

Note 2: This is a desk end floor standing screen and can only be used at the end of a desk.




All prices listed in USD \$

Ships KD = Knock Down (Assembly Required)

To specify your desk...

1. Think through the configuration of Desk you require
2. Select the Codes of the individual items you need to achieve your configuration
3. Choose Finishes where appropriate: 'top' finishes / frame color / fabric color / acrylic color
4. Consider supporting product, screens, cable management and accessories

SCREENS – Desk End Screens

	Width (inch)							Code
	24" W	30" W	54" W	60" W	66" W	72" W	78" W	
<b>Desk End Screen with Standard Frame</b> 62" High 	<b>USDE6224</b>	<b>USDE6230</b>	<b>USDE6254</b>	<b>USDE6260</b>	<b>USDE6266</b>	<b>USDE6272</b>	<b>USDE6278</b>	Code TFL Grade A Grade B Grade C
	837	890	1,043	1,095	1,141	1,182	1,233	
	880	943	1,285	1,348	1,437	1,502	1,654	
	1,099	1,137	1,455	1,529	1,640	1,716	1,892	
	1,89	1,392	1,881	1,984	2,154	2,257	2,488	
SEE NOTES 1 & 2	SEE NOTES 1 & 2	SEE NOTES 1 & 2	SEE NOTES 1 & 2	SEE NOTES 1 & 2	SEE NOTES 1 & 2	SEE NOTES 1 & 2	SEE NOTES 1 & 2	
<b>Desk End Screen with Single Tool Rail</b> 62" High 	<b>USDET6224</b>	<b>USDET6230</b>	<b>USDET6254</b>	<b>USDET6260</b>	<b>USDET6266</b>	<b>USDET6272</b>	<b>USDET6278</b>	Code TFL Grade A Grade B Grade C
	849	904	1,054	1,108	1,155	1,193	1,247	
	893	957	1,297	1,361	1,451	1,514	1,669	
	1,074	1,151	1,468	1,542	1,654	1,729	1,906	
	1,303	1,406	1,893	1,997	2,166	2,268	2,503	
SEE NOTES 1 & 2	SEE NOTES 1 & 2	SEE NOTES 1 & 2	SEE NOTES 1 & 2	SEE NOTES 1 & 2	SEE NOTES 1 & 2	SEE NOTES 1 & 2	SEE NOTES 1 & 2	
<b>4 Way Linking Post With Adjustable Foot</b> 62" High 	<b>US4WPST62</b>							Code Price
	194							




Note 1: Supplied with linking and desk end attachment bracket

Note 2: This is a desk end floor standing screen and can only be used at the end of a desk.

All prices listed in USD \$

Ships KD = Knock Down (Assembly Required)

SCREENS – Desk End Screens

	Width (inch)							Code
	24" W	30" W	54" W	60" W	66" W	72" W	78" W	
<b>Partial Acrylic Desk End Screen with Standard Frame</b> 62" High 	<b>USDEPG6224</b>	<b>USDEPG6230</b>	<b>USDEPG6254</b>	<b>USDEPG6260</b>	<b>USDEPG6266</b>	<b>USDEPG6272</b>	<b>USDEPG6278</b>	Code TFL Grade A Grade B Grade C
	1,187	1,226	1,487	1,516	1,694	1,890	2,050	
	1,254	1,289	1,603	1,647	1,832	2,019	2,205	
	1,308	1,338	1,688	1,743	1,935	2,127	2,318	
	1,428	1,467	1,901	1,985	2,191	2,396	2,603	
SEE NOTES 1 & 2	SEE NOTES 1 & 2	SEE NOTES 1 & 2	SEE NOTES 1 & 2	SEE NOTES 1 & 2	SEE NOTES 1 & 2	SEE NOTES 1 & 2	SEE NOTES 1 & 2	
<b>Partial Acrylic Desk End Screen with Single Tool Rail</b> 62" High 	<b>USDEPGT6224</b>	<b>USDEPGT6230</b>	<b>USDEPGT6254</b>	<b>USDEPGT6260</b>	<b>USDEPGT6266</b>	<b>USDEPGT6272</b>	<b>USDEPGT6278</b>	Code TFL Grade A Grade B Grade C
	1,119	1,240	1,501	1,529	1,707	1,884	2,062	
	1,265	1,302	1,617	1,637	1,845	2,033	2,217	
	1,320	1,351	1,702	1,757	1,948	2,140	2,332	
	1,441	1,480	1,915	1,999	2,204	2,408	2,616	
SEE NOTES 1 & 2	SEE NOTES 1 & 2	SEE NOTES 1 & 2	SEE NOTES 1 & 2	SEE NOTES 1 & 2	SEE NOTES 1 & 2	SEE NOTES 1 & 2	SEE NOTES 1 & 2	
<b>4 Way Linking Post With Adjustable Foot</b> 62" High 	<b>US4WPST62</b>							Code Price
	194							

Note 1: Supplied with linking and desk end attachment bracket

Note 2: This is a desk end floor standing screen and can only be used at the end of a desk.

All prices listed in USD \$

Ships KD = Knock Down (Assembly Required)

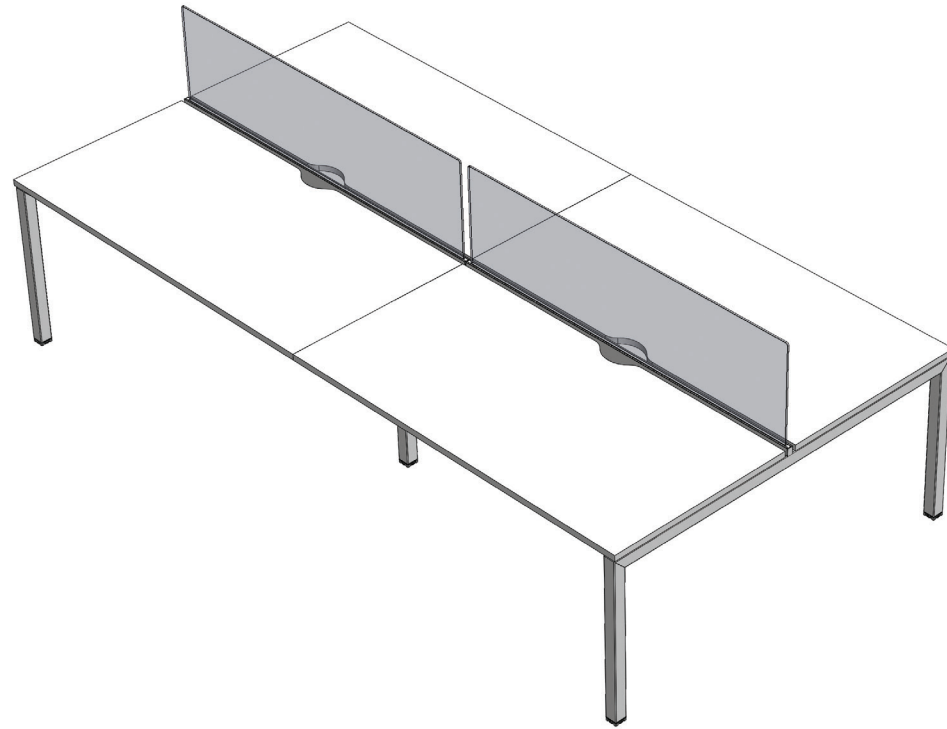
Finishes & Features Available...

TFL (1")	HD Highland Oak   UM Urban Maple   WH White   AT Autumn   WK Winter Oak   SO Strata Oak   CW Carini Walnut   DN Denim   LG Light Gray
Fabrics	Grade A Camira Era   Grade B Camira Lucia, Camira Nexus   Grade C Camira Blazer, Camira Blazer Lite, Camira Aquarius, Camira Main Line Flax, Camira Synergy, Camira Synergy 66
Acrylic Colors	Clear   Opaque Crystal   Opaque White   Opaque Green   Opaque Blue
Frame Colors	Silver   White   Black

To specify your desk...

1. Think through the configuration of Desk you require
2. Select the Codes of the individual items you need to achieve your configuration
3. Choose Finishes where appropriate: 'top' finishes / frame color / fabric color / acrylic color
4. Consider supporting product, screens, cable management and accessories

SCREENS – Glass Screens



**Glass Screen**  
16" High

**Glass Screen Rails**  
End to End

**Glass Screen Rails**  
End to Mid

**Glass Screen Rails**  
Mid to Mid

Width (inch)							
48" W	54" W	60" W	66" W	72" W	78" W		
<b>CHGS1648</b> 277	<b>CHGS1654</b> 307	<b>CHGS1660</b> 336	<b>CHGS1666</b> 365	<b>CHGS1672</b> 391	<b>CHGS1678</b> 420	Code Price	
<b>CHGSR48</b> 423	<b>CHGSR54</b> 446	<b>CHGSR60</b> 467	<b>CHGSR66</b> 489	<b>CHGSR72</b> 510	<b>CHGSR78</b> 530	Code Price	
<b>CHGSRE48</b> 423	<b>CHGSRE54</b> 446	<b>CHGSRE60</b> 467	<b>CHGSRE66</b> 489	<b>CHGSRE72</b> 510	<b>CHGSRE78</b> 530	Code Price	
<b>CHGSRM48</b> 423	<b>CHGSRM54</b> 446	<b>CHGSRM60</b> 467	<b>CHGSRM66</b> 489	<b>CHGSRM72</b> 510	<b>CHGSRM78</b> 530	Code Price	

All prices listed in USD \$  
Ships KD = Knock Down (Assembly Required)

Finishes & Features Available...

Glass Colors	Clear   Gray Smoked
Rail Colors	Silver   White   Black

SCREENS – Divider Screens

**TFL Fixed Desk  
Divider Screen**



**Acrylic Fixed Desk  
Divider Screen**



**TFL Freestanding  
Desk Divider  
Screen**



**Acrylic Freestanding  
Desk Divider  
Screen**



Width (inch)			
30" W	36" W	48" W	
<b>CVXDDS30</b> 243 SEE NOTE 1	-	-	Code Price
<b>CVXDDSA30</b> 638 SEE NOTE 1	-	-	Code Price
<b>CVXDDFS30</b> 240 SEE NOTE 1	<b>CVXDDFS36</b> 249 SEE NOTE 1	<b>CVXDDFS48</b> 259 SEE NOTE 1	Code Price
<b>CVXDDFSA30</b> 605 SEE NOTE 1	<b>CVXDDFSA36</b> 585 SEE NOTE 1	<b>CVXDDFSA48</b> 783 SEE NOTE 1	Code Price

Note 1: Please specify if brackets are Silver, White, or Black.

All prices listed in USD \$  
Ships KD = Knock Down (Assembly Required)

To specify your desk...



1. Think through the configuration of Desk you require
2. Select the Codes of the individual items you need to achieve your configuration
3. Choose Finishes where appropriate: 'top' finishes / frame color / fabric color / acrylic color
4. Consider supporting product, screens, cable management and accessories



# CHEMISTRY ACCESSORIES

Clear and organized spaces are known for enhancing efficiency in the office, Senator's range of desk accessories provide a place for everything to maximize productivity at the workstation. Seamlessly integrating with the Chemistry range, the variety of accessories available from pen pots and whiteboards to tablet holders are designed to support the diverse needs of different working styles, by allowing users to personalize their own workspaces.


## CHEMISTRY ACCESSORIES

<p><b>Pen Pot</b> With Rail Holder</p> 	<p><b>DAPPH</b> <b>72</b></p> <p>SEE NOTE 1</p>	Code Price
<p><b>Pen Tray</b></p> 	<p><b>DAPT</b> <b>61</b></p> <p>SEE NOTE 1</p>	Code Price
<p><b>Tablet Holder</b></p> 	<p><b>DATH</b> <b>55</b></p> <p>SEE NOTE 1</p>	Code Price
<p><b>Paper Tray Hanger</b></p> 	<p><b>DAPTHA4</b> <b>95</b></p> <p>SEE NOTE 1</p>	Code Price
<p><b>Paper Tray</b></p> 	<p><b>DAPTA4</b> <b>67</b></p> <p>SEE NOTE 1</p>	Code Price
<p><b>Hanger for Magnetic White Board</b></p> 	<p><b>DAWBH</b> <b>47</b></p> <p>SEE NOTE 1</p>	Code Price
<p><b>Magnetic White Board</b> 8.25in x 11.75in</p> 	<p><b>DAWBA4</b> <b>164</b></p> <p>SEE NOTE 1</p>	Code Price
<p><b>Magnetic White Board</b> 11.75in x 16.5in</p> 	<p><b>DAWBA3</b> <b>206</b></p> <p>SEE NOTE 1</p>	Code Price


Note 1: Only available in White.

All prices listed in USD \$

DESK ACCESSORIES



**Organizing Desk Pad**  
30" x 20.5"



**Organizing Desk Pad  
Accessory Set**  
Paper tray/pen  
tray/cup holder



<b>DAM01</b>	Code
<b>262</b>	Price
SEE NOTE 1	
<b>DAMACC</b>	Code
<b>342</b>	Price
SEE NOTE 1	

Note 1: Only available in Black.

All prices listed in USD \$

DESK ACCESSORIES



**White Board Desk  
Divider Clip**



**Magnetic  
White Board**  
8.25in x  
11.75in



**Magnetic  
White Board**  
11.75in x  
16.5in



**Single Binder  
Holder with  
Pen Pot**



**Binder  
Holder**



<b>DAWBDC</b>	Code
<b>30</b>	Price
SEE NOTE 1	
<b>DAWBA4</b>	Code
<b>164</b>	Price
SEE NOTE 1	
<b>DAWBA3</b>	Code
<b>206</b>	Price
SEE NOTE 1	
<b>DABHPP</b>	Code
<b>98</b>	Price
SEE NOTE 1	
<b>DABH</b>	Code
<b>138</b>	Price
SEE NOTE 1	

Note 1: Only available in White.

All prices listed in USD \$

## CHEMISTRY DESK ACCESSORIES

### M2 Desk Mounted Adjustable Monitor Arm

Please specify DC if desk clamped or CP for cableport fi ed. Suitable for 1" tops.



<b>M2CLF17DC</b> <b>638</b> SEE NOTE 1	<b>M2CLF17CP</b> <b>638</b> SEE NOTE 1	Code
		Price
<b>ADPSC</b> <b>423</b> SEE NOTE 2		Code
		Price
<b>ADPSS</b> <b>434</b>		Code
		Price

### Above Desk Power (3-Prong Plug)

- Above table
- White or Black
- Two power outlets
- 1 powered USB-A
- 1 powered USB-C
- 10 ft power cord with 3-prong plug



### Above Desk Power (Hardwire)

- Above table
- White or Black
- Two power outlets
- 1 powered USB-A
- 1 powered USB-C
- 10 ft hardwire infeed



Note 1: All monitor arms are compatible with most flat screen monitors. Please ensure monitors have VESA mounting. Consult with the Sales Office for more details.

All prices listed in USD \$

Note 2: Available in White or Black. Please specify when ordering.

## CHEMISTRY POWER

### 84 System Hardwire Infeeds. 8 wire 4 Circuit

For Single, Inline, and Bench desk power block options



### Single Desk Electrical Kit

- 1 x power block
- 4 x receptacles
- 1 x jumper cable



### Single Desk End of Run Block

- 1 x power block
- 4 x receptacles



### Bench Desk Electrical Kit

- 1 x power block
- 8 x receptacles
- 1 x jumper cable



### Bench Desk End of Run Block

- 1 x power block
- 8 x receptacles



Length (inches)			Code
72"	108"	144"	Price
<b>72HWINF84</b> <b>231</b>	<b>108HWINF84</b> <b>296</b>	<b>144HWINF84</b> <b>363</b>	

Single/Inline Desk Power Blocks						Code
Length (inches)						Price
48"	54"	60"	66"	72"	78"	
<b>EK48SB</b> <b>8W4C</b> <b>372</b> SEE NOTE 1	<b>EK54SB</b> <b>8W4C</b> <b>382</b>	<b>EK60SB</b> <b>8W4C</b> <b>393</b>	<b>EK66SB</b> <b>8W4C</b> <b>405</b>	<b>EK72SB</b> <b>8W4C</b> <b>416</b>	<b>EK78SB</b> <b>8W4C</b> <b>426</b>	

<b>EKEORSSB</b> <b>197</b>						Code
						Price

Bench Desk Power Blocks						Code
Length (inches)						Price
48"	54"	60"	66"	72"	78"	
<b>EK48DSB</b> <b>8W4C</b> <b>467</b> SEE NOTE 2	<b>EK54DSB</b> <b>8W4C</b> <b>479</b>	<b>EK60DSB</b> <b>8W4C</b> <b>490</b>	<b>EK66DSB</b> <b>8W4C</b> <b>499</b>	<b>EK72DSB</b> <b>8W4C</b> <b>512</b>	<b>EK78DSB</b> <b>8W4C</b> <b>522</b>	

<b>EKEORDSB</b> <b>279</b>						Code
						Price

Note 1: If ordering 120 degree single desks, you must specify a 48" single desk electrical kit.

All prices listed in USD \$

Note 2: If ordering 120 degree back to back bench desks, you must specify bench desk electrical kit.

# FINISHES

## CHEMISTRY FINISHES – Standard Top Finishes – TFL



Carini Walnut



Autumn



Strata Oak




Urban Maple



Highland Oak



Winter Oak



White



Light Gray



Denim

Color images above are for reference only. Please verify with actual color sample.

### CHEMISTRY FINISHES

#### CONTRASTING EDGE BAND




Ply Effect Edging

All TFL (Edge 69) tops come with a matching edge band as standard. Contrasting edge band can be specified.


Please contact customer service if you require a contrasting edge band.




#### FRAME / LEG FINISHES



Black




White




Silver


#### STANDARD PANEL FINISHES – Acrylic



Clear



Opaque Crystal



Opaque White



Opaque Green



Opaque Blue

#### GLASS SCREEN FINISHES



Clear



Gray Smoked

