

Chemistry Plus incorporates a height adjustable workstation solution to respond to the needs of today's office, where simple elegance and inherent functionality are a must to meet a multitude of applications. Chemistry Plus height adjustable desks make individual requirements possible, allowing the option to vary posture and stand whilst working.

OVERVIEW



Chemistry Plus HA
Typical 1



Chemistry Plus HA
Typical 2



Chemistry Plus HA
Typical 3



Chemistry Plus HA
Typical 4

DESIGNER



Senator Design

Our team of talented in house designers are responsible for creating elegant, innovative furniture designs which not only look beautiful, but minimise the impact on the world around us.

They come from all over the world, but are based in our Design Centre located in a quiet Lancashire village just outside the Ribble Valley. Our dedicated facility is over three floors which include studios, a materials test centre and prototyping lab.

CERTIFICATION

Standard Features

- Electric Height Adjustable Steel Frame
- Levelling Adjustment
- Scalloped Cable Access
- 25mm MFC Rectangular Tops
- Anti Collision Sensor
- LED Programmable Switch
- Under Shroud

Complementary Options

- Fabric Desk Screens
- Upper Cable Trays
- Cable Risers

Accessories

- Monitor arms
- Desk top accessories
- CPU holders
- Electrical accessories

Performance Standards

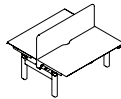
BSEN527, Part 1, 2011

BSEN527, Part 2, 2016

DIMENSIONS

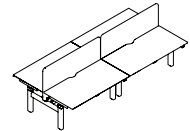
Typical 1

Desk Height: 620-1270mm
Desk Depth: 1650mm
Desk Width: 1600mm
Overall Height: 1270mm



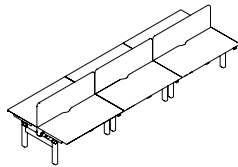
Typical 2

Desk Height: 620-1270mm
Desk Depth: 1650mm
Desk Width: 3200mm
Overall Height: 1270mm



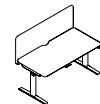
Typical 3

Desk Height: 620-1270mm
Desk Depth: 1650mm
Desk Width: 5800mm
Overall Height: 1270mm



Typical 4

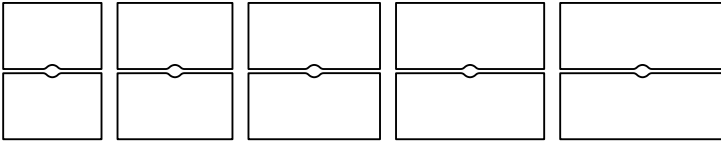
Desk Height: 650-1300mm
Desk Depth: 800mm
Desk Width: 1600mm
Screen Height from Desktop: 420mm



PLANNING

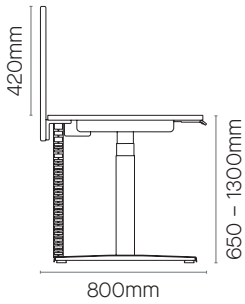


Single HA Electric Desks
1000 / 1200 / 1400 / 1600 / 1800 / 2000mm

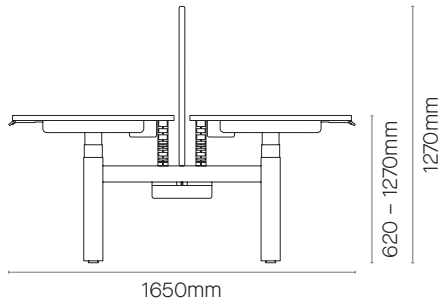


Back to Back Bench HA Electric Desks
1000 / 1200 / 1400 / 1600 / 1800 / 2000mm

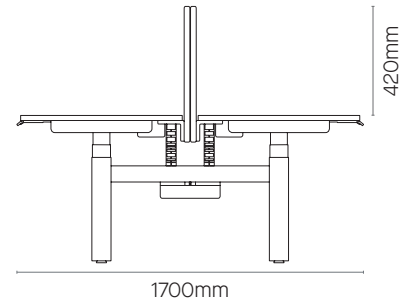
I-leg



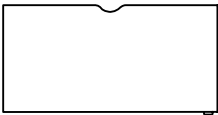
H-leg with Back to Back Bench Screen



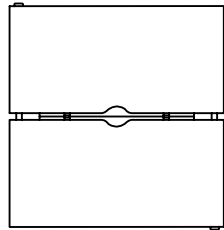
H-leg with Single Desk Screens



Please Note: Back to Back Bench depth depends on Desk Screen specification
Back to Back Bench Screens - 1650mm Overall Bench Depth
Single Desk Screens - 1700mm Overall Bench Depth



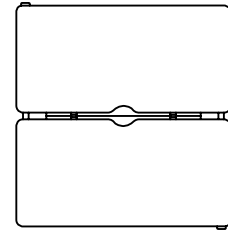
Rectangular Single Desk with I-leg
Widths: 1200-2000mm
Depth: 800mm




Rectangular Back to Back with H-leg
Widths: 1200-2000mm
Depth: 1650mm with Back to Back to screen
1700mm with Single screens




Soft Rectangular Single Desk with I-leg
Widths: 1200-2000mm
Depth: 800mm



Soft Rectangular Back to Back with H-leg
Widths: 1200-2000mm
Depth: 1650mm with Back to Back to screen
Adjustable to 1700mm when using single screens



Back to Back Screens (mm)
1200/1400/1600/1800/2000
Note: These are fixed to the bench frame



Single Desk Screens (mm)
1200/1400/1600/1800/2000
Note: These are fixed to the underside of the desktop

FINISHES

MFC Finishes



Urban
Maple

Strata Oak

Beech


Greige
Castello Oak

Winter Oak

Dark Rockford
Hickory

Light Grey

White



Taupe Grey

Slate Grey


Cobalt
Grey

Basalt

Alba Blue

Smoke
Green


Deep
Sahara



Premium
White

Premium
Black

Frame/Leg Finishes



Black

White

Silver