

Auto-adaptive comfort

FreeFlow is not just another Office Chair that does more by adding more, more complex functionality, more parts, more weight, more carbon. Freeflow does the opposite, more with less. Better but easier. User-friendly not complicated.

OVERVIEW



FRF740



FRF740A



FRF740MF



Volker Eysing

Volker Eysing, born in Westphalian Muensterland, is an industrial designer from Kiel, Germany. After finishing his studies at the college for further education of Art and Design in Muenster he completed his apprenticeship as a carpenter, followed by his studies of industrial / constructive design under the guidance of Prof. Dieter Zi"er at the Muthesius Kunsthochschule, Kiel. Opening his office in 2004, he has since won numerous awards for his clear design aesthetic that is intelligent, and above all, simple to understand.

CERTIFICATION

Standard Features

(*Selected Models Only)

- Technical knit fabric back
- Over moulded PU foam back
- Complementary seat fabric
- Moulded PU foam seat
- Synchronised mechanism with auto-adaptive adjustment
- Intergrated flexible back
- 60mm seat depth adjustment
- Fixed arms with PU inlay pad*
- Height adjustable arms with multi-functional arm pads*
- Gas lift

- 5 Star Plastic base
- 65mm hard wheel castors

Optional Features

(*Selected Models Only)

- Castors for hard and soft floor coverings
- Choice of finish options available

FINISHES

Options

- Plastic components available in Black or Light Grey (mechanism, back, arms, gas lift, 5 star base and wheel housing).
- Upholstered seat available in complementary woven fabric.
- Upholstered technical knit back available in Onyx, Pearl, Ochre, Pine, Umber, Cliffside and Charcoal.

Component Colour



Black




Light Grey


Technical Knit Fabric Back




Onyx




Pearl




Ochre




Pine



Umber



Cliffside




Charcoal


Woven Fabric Seat (complementary)




Onyx




Pearl




Ochre




Pine



Umber



Cliffside

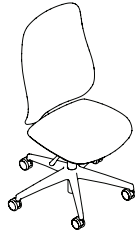


Charcoal

DIMENSIONS

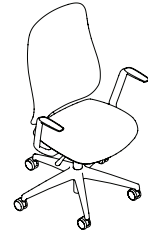
FRF740

Overall Height: 1090-1215mm
Overall Width: 650mm
Overall Depth: 650mm
Seat Height: 440-560mm
Seat Width: 500mm
Seat Depth: 410-480mm



FRF740A

Overall Height: 1090-1215mm
Overall Width: 650mm
Overall Depth: 650mm
Seat Height: 440-560mm
Seat Width: 500mm
Seat Depth: 410-480mm
Arm Height: 665-785mm
Arm Width: 645mm



FRF740MF

Overall Height: 1090-1215mm
Overall Width: 650mm
Overall Depth: 650mm
Seat Height: 440-560mm
Seat Width: 500mm
Seat Depth: 410-480mm
Arm Height: 630-750mm
Arm Width: 635-735mm



For Environmental Data please refer to Life-Cycle Assessment (LCA) Document.
This can be downloaded from the website or GroupPortal.